

India's economy stood at 8.4% in the Oct-Dec 2023-2024 as against 4.3 percent in Oct- Dec 2022. Real GDP or GDP at Constant (2011-12) Prices in Q3 2023-24 is estimated to attain a level of ₹172.90 lakh crore, as against ₹160.71 lakh crore in Q3 2022-23, showing a growth of 7.6 percent as compared to 7.0 percent in Q3 2022-23. Nominal GDP or GDP at Current Prices in Q3 2023-24 is estimated at ₹293.90 lakh crore, as against ₹269.50 lakh crore in Q2 2022-23, showing a growth of 9.1 percent.

### GDP Y-O-Y Growth Rate:

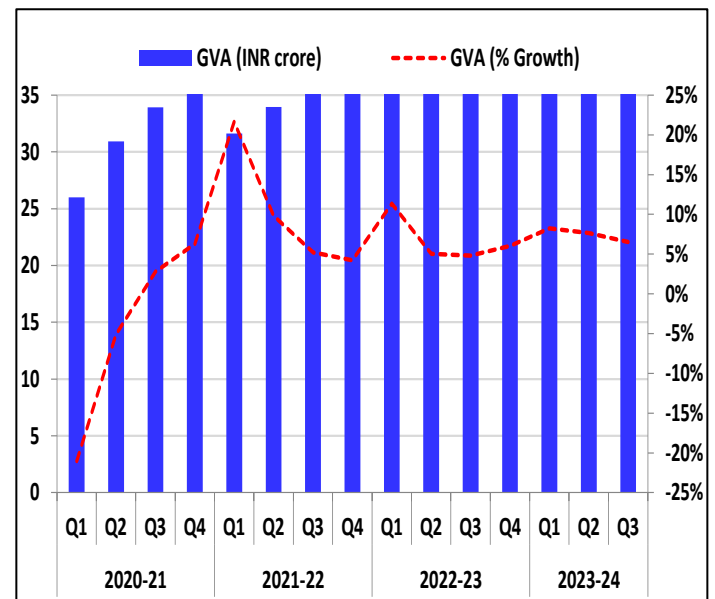
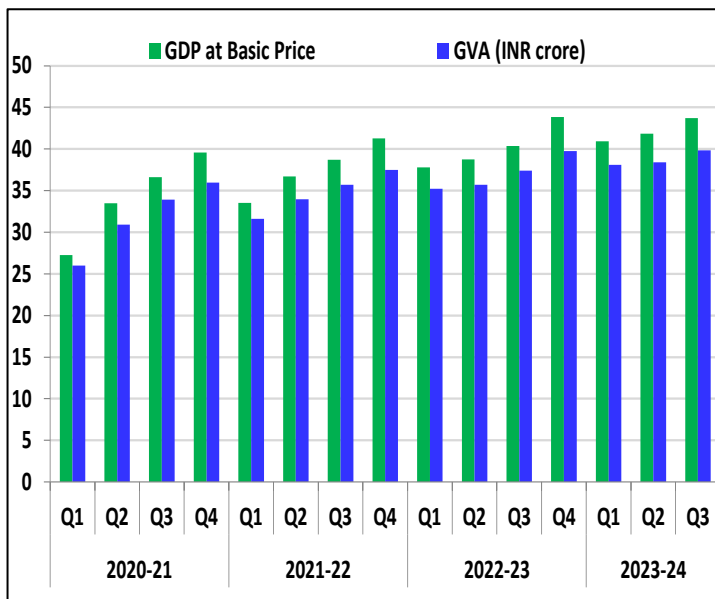
- 1) Agriculture, forestry & fishing stood at -0.8% in Q3FY24 compared to 5.2% in Q3FY23.
- 2) Mining and quarrying stood at 7.5% in Q3FY24 compared to 1.4% in Q3FY23.
- 3) Manufacturing grew at 11.6% in Q3FY24 compared to -4.8% in Q3FY23.
- 4) Electricity, gas, water supply and other public utilities stood at 9.0% compared to 8.7% in Q3FY23.
- 5) Construction segment stood at 9.5% in Q3FY24 compared to 9.5% in Q3FY23.
- 6) Trade, hotel, transport, communication declined by 6.7% compared to 9.2% in Q3FY23.
- 7) The financial, real estate and professional services sector fell 7.0% compared to 7.7% in Q3FY23.
- 8) The public administration, defence and other services segment grew at 7.5% in Q3FY24 compared to 3.5% in Q3FY23.
- 9) Private Final Consumption Expenditure stood at 58.6% in Q3FY24 compared to 61.3% in Q3FY23.
- 10) Gross Fixed Capital Formation stood 32.4% during the Q3FY24.
- 11) Government Final Consumption Expenditure stood 7.8% for Q3FY24.

### GDP Growth

### GVA at Basic Price with Base 2011-12 (INR Tn)

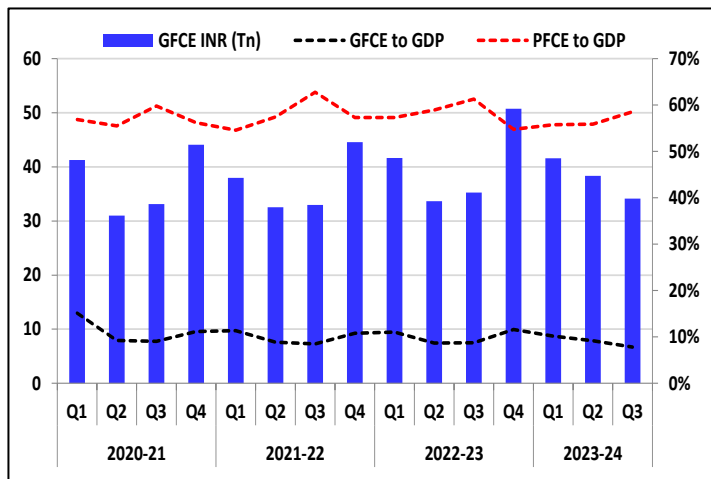
#### GDP Growth, GVA Growth

#### GVA Growth



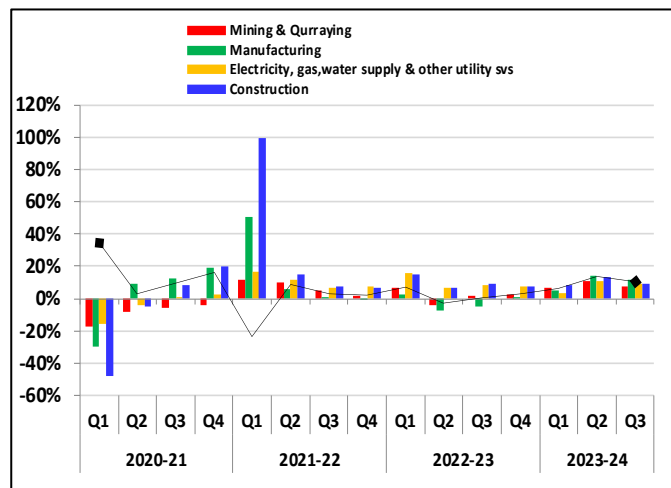
## PFCE & GFCE - Final Consumption

(as % to GDP)



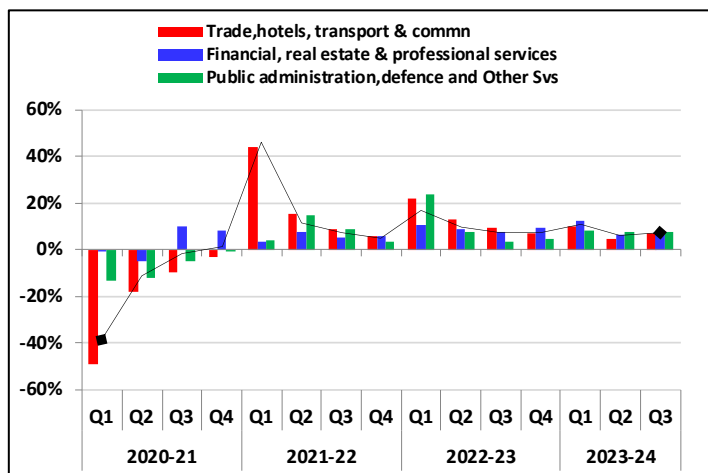
## Industry Sector Growth

Mining, Manufacturing, Electricity, Construction



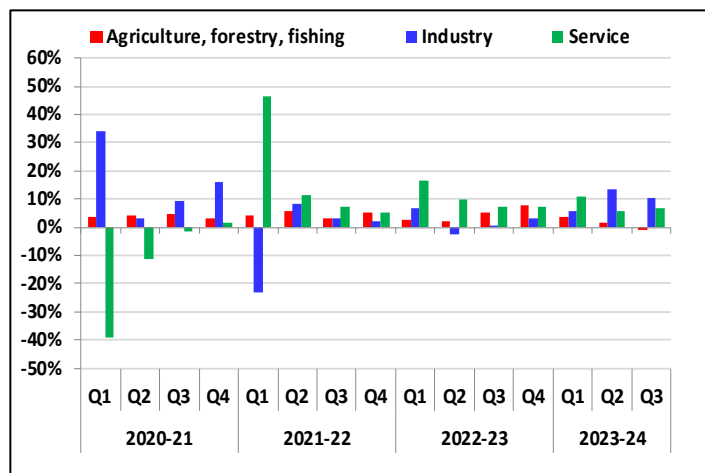
## PFCE & GFCE - Final Consumption

Trade, Finance, Others



## Industry Sector Growth

Agriculture, Industry, Service



Y-O-Y Growth (%)	Q1FY23	Q2FY23	Q3FY23	Q4FY23	Q1FY24	Q2FY24	Q3FY24
GVA (INR crore)	3521024	3568105	3741633	3974137	3810828	3841952	3984960
GVA (% Growth)	11.34%	5.04%	4.83%	6.03%	8.23%	7.67%	6.50%
GDP (% Growth)	12.81%	5.46%	4.26%	6.18%	8.22%	8.08%	8.36%
Sectoral Growth Rates							
Agriculture, forestry, fishing	2.66%	2.27%	5.19%	7.64%	3.53%	1.62%	-0.82%
Mining & Quarrying	6.56%	-4.13%	1.37%	2.87%	7.12%	11.12%	7.55%
Manufacturing	2.18%	-7.19%	-4.78%	0.95%	5.02%	14.37%	11.55%
Electricity, gas, water supply & other utility services	15.55%	6.41%	8.65%	7.30%	3.17%	10.53%	8.97%
Construction	14.69%	6.85%	9.47%	7.41%	8.55%	13.52%	9.45%
Trade, hotels, transport & communication & services	22.09%	13.20%	9.17%	6.97%	9.67%	4.51%	6.69%
Financial, real estate & professional services	10.49%	8.71%	7.69%	9.18%	12.59%	6.22%	6.99%
Public Administration, defence and Other Services	23.59%	7.30%	3.52%	4.66%	8.22%	7.72%	7.48%

Disclaimer: The information contained in this report has been obtained from sources considered to be authentic and reliable. However, RNB Corporate Services Pvt. Ltd. is not responsible for any error or inaccuracy or for any losses suffered on account of this information. Mutual Fund investments are subject to market risks, read all scheme related documents carefully