

India's economy stood at 7.8% in the April-June 2023-2024 as against 13.1 percent in April-June 2022. Real GDP or GDP at Constant (2011-12) Prices in Q1 2023-24 is estimated to attain a level of ₹ 40.37 lakh crore, as against ₹ 37.44 lakh crore in Q1 2022-23, showing a growth of 7.8 percent as compared to 13.1 percent in Q1 2022-23. Nominal GDP or GDP at Current Prices in Q1 2023-24 is estimated at ₹ 70.67 lakh crore, as against ₹ 65.42 lakh crore in Q1 2022-23.

GDP Y-O-Y Growth Rate:

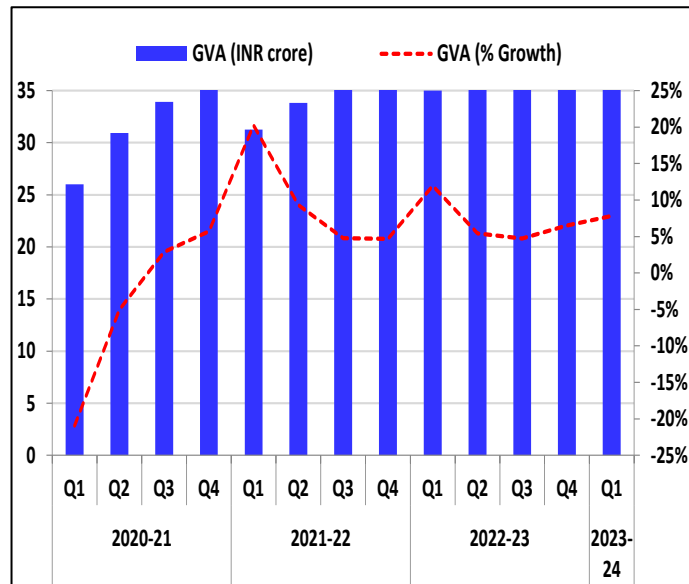
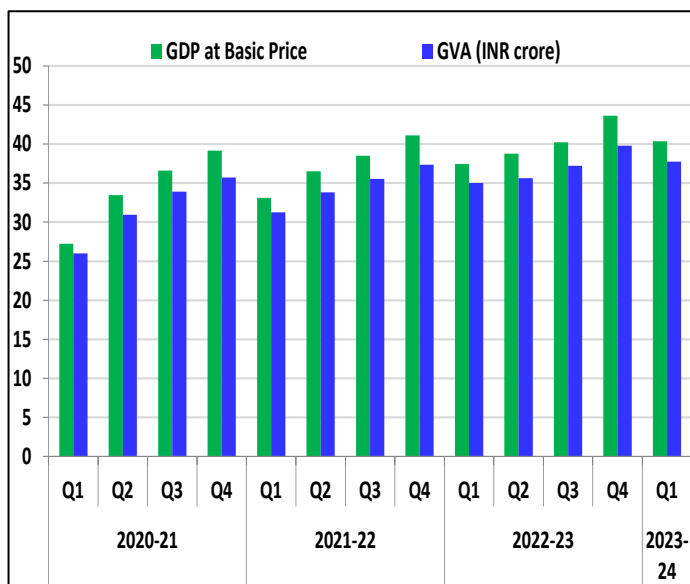
- 1) Agriculture, forestry & fishing grew at 3.5% in Q1FY24 compared to 2.4% in Q1FY23.
- 2) Mining and quarrying stood at 5.8% in Q1FY24 compared to 9.5% in Q1FY23.
- 3) Manufacturing decelerated 4.7% in Q1FY24 compared to 6.1% in Q1FY23.
- 4) Electricity, gas, water supply and other public utilities stood at 2.9% compared to 14.9% in Q1FY23.
- 5) Construction segment stood at 7.9% in Q1FY24 compared to 16% in Q1FY23.
- 6) Trade, hotel, transport, communication declined by 9.2% compared to 25.7% in Q1FY23.
- 7) The financial, real estate and professional services sector grew 12.2% compared to 8.5% in Q1FY23.
- 8) The public administration, defence and other services segment stood at 7.9% in Q1FY24 compared to 21.3% in Q1FY23.
- 9) Private Final Consumption Expenditure stood at 57.3% in Q1FY24 compared to 58.3% in Q1FY23.
- 10) Gross Fixed Capital Formation stood 34.7% during the Q1FY24.
- 11) Government Final Consumption Expenditure stood 10.01% for Q1FY24.

GDP Growth

GVA at Basic Price with Base 2011-12 (INR Tn)

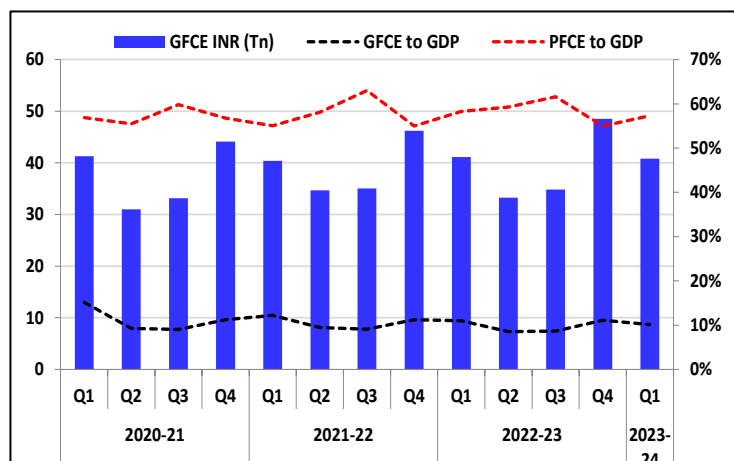
GDP Growth, GVA Growth

GVA Growth



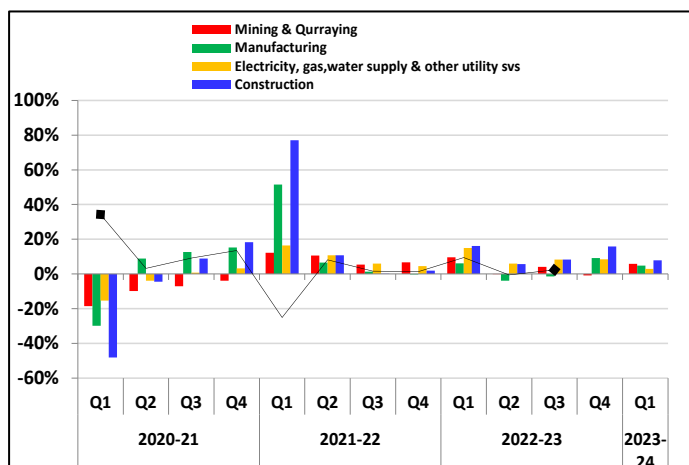
PFCE & GFCE - Final Consumption

(as % to GDP)



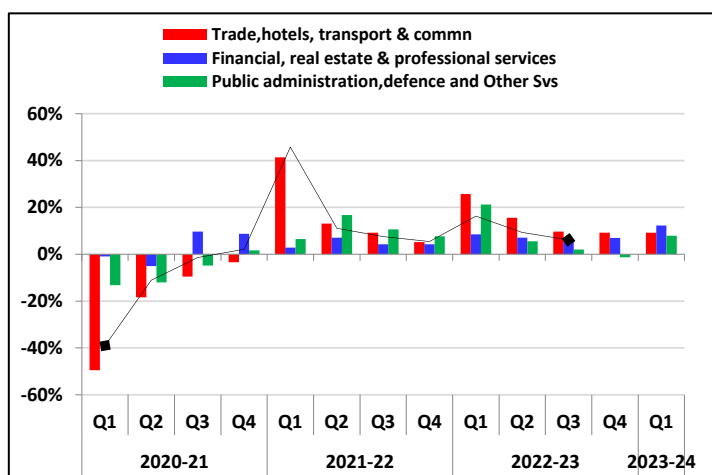
Industry Sector Growth

Mining, Manufacturing, Electricity, Construction



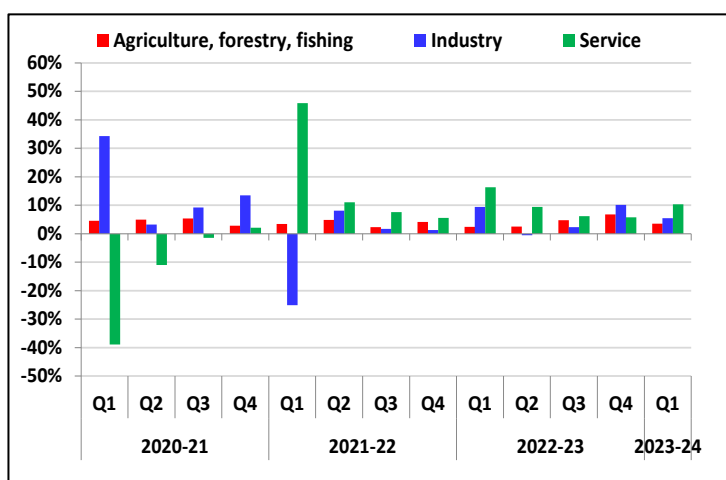
PFCE & GFCE - Final Consumption

Trade, Finance, Others



Industry Sector Growth

Agriculture, Industry, Service



Y-O-Y Growth (%)	Q3FY22	Q4FY22	Q1FY23	Q2FY23	Q3FY23	Q4FY23	Q1FY24
GVA (INR crore)	3553504	3736930	3499841	3564263	3721575	3979162	3773932
GVA (% Growth)	4.74%	3.91%	11.94%	5.41%	4.72%	6.48%	7.80%
GDP (% Growth)	5.20%	4.09%	13.19%	6.28%	4.46%	6.06%	7.80%
Sectoral Growth Rates							
Agriculture, forestry, fishing	2.28%	4.06%	2.38%	2.49%	4.73%	5.47%	3.50%
Mining & Quarrying	5.42%	2.33%	9.53%	-0.12%	4.08%	4.33%	5.77%
Manufacturing	1.34%	0.62%	6.08%	-3.83%	-1.40%	4.50%	4.74%
Electricity, gas, water supply & other utility services	5.99%	6.73%	14.93%	5.96%	8.24%	6.85%	2.85%
Construction	0.23%	4.93%	16.05%	5.66%	8.33%	10.39%	7.86%
Trade, hotels, transport & communication & services	9.18%	5.00%	25.72%	15.63%	9.63%	9.06%	9.21%
Financial, real estate & professional services	4.26%	4.61%	8.55%	7.06%	5.67%	7.11%	12.22%
Public Administration, defence and Other Services	10.62%	5.19%	21.28%	5.59%	2.00%	3.12%	7.94%

Disclaimer: The information contained in this report has been obtained from sources considered to be authentic and reliable. However, RNB Corporate Services Pvt. Ltd. is not responsible for any error or inaccuracy or for any losses suffered on account of this information. Mutual Fund investments are subject to market risks, read all scheme related documents carefully