

25 years of
Performance

Index		
Sr.no	Particulars	Page No
1	Preface	3
2	Scheme Performances	4
3	Large Cap Funds	
	Franklin India Bluechip - Growth	5
	HDFC Top 100 Fund - Growth	6
4	Large and Mid Cap Funds	
	Aditya Birla Sun Life Equity Advantage Fund	7
	Nippon India Vision Fund - Reg - Growth	8
5	Mid Cap Funds	
	Franklin India Prima Fund - Growth	9
	Nippon India Growth Fund - Reg - Growth	10
6	Flexi Cap Funds	
	Franklin India Flexi Cap Fund - Growth	11
	HDFC Flexi Cap Fund - Growth	12
7	Multi Cap Funds	
	ICICI Prudential Multicap Fund - Growth	13
8	Value Funds	
	HDFC Capital Builder Value Fund - Growth	14
9	Aggressive Hybrid Funds	
	Aditya Birla Sun Life Equity Hybrid 95 Fund	15
	Tata Hybrid Equity Fund - Reg - Growth	16
10	Thematic Funds	
	Tata Ethical Fund - Reg - Growth	17
11	ELSS Funds	
	HDFC Tax saver - Growth	18
	Sundaram Tax Savings Fund - Reg - Growth	19

Preface

Volatility in stock markets seems to be playing on the minds of mutual fund investors. Ups and downs are an integral part of the market. Every few years, the market witnesses a correction triggered by various macroeconomic or geopolitical factors. But contrary to the common market emotion of exiting the market, investor should consider such events as a great investment opportunity. An important aspect is that one has to recognize that the market is cyclical in nature. Asset Allocation brings together the best of both worlds – maximized returns, low risk. There is a tendency among investors to keep tinkering with it, especially during changing market conditions and rate cycle. Equities have historically helped create wealth faster in the long run.

Investors choose schemes that have been around for some time and seen many market phases. Out of hundreds of schemes in the Indian mutual fund industry, only 50 have completed 25 years. These schemes have gone through a lot of changes in the last 25 years. (For example: The market in the late 90's was all about IT stocks, the dot-com bubble crash was in the early 2000s, global financial crisis of 2008, some of these schemes had their names changed, some saw mergers and all of them saw a change in their benchmark, unexpected demonetization, introduction of GST etc). At a time when several new mutual fund schemes are hitting the market, most of the equity schemes have offered double digit returns since inception. Let's take a look at the performance of these schemes since inception.

HDFC Tax Saver Fund tops the return chart with 23% returns since inception. The fund was launched in 1996. Nippon India Growth Fund showed 22% returns since inception. The fund was launched in 1995. Hybrid category topper is Aditya BSL Equity Hybrid '95 Fund with 18% returns since inception. Value funds are the talk of the town currently. Many mutual fund investors are interested in exploring the value theme since the schemes are offering fabulous returns. HDFC Capital Builder Value Fund which was launched in 1994, this is the oldest value scheme present in the market. The scheme manages a total AUM of Rs 5,418 Crore as on August 31, 2022. The scheme is benchmarked against NIFTY 500 TRI. In the last 12 years, the scheme has outperformed its benchmark seven times. Below is the list of top funds who have performed exceptionally well since their launch.

The key to investing is to be patient and disciplined through thick & thin. Stay invested irrespective of the market conditions. While the market may be volatile in the short term and it may be disheartening to see the value of your investments go down, the market tends to reward patient investors. Hence, ignore the noise.

Scheme Performances

Equity Funds	Details		Absolute % (Point to Point)		Compounded Annualised % (Point to Point)								
			3 Mths	6 Mths	1 Year	3 Years	5 Years	10 Years	15 Years	20 Years	25 Years	Since Inception	
Scheme Name (Growth)	Corpus (In crs.) Aug 2022	Launch Date											
Large Cap Funds													
Franklin India Bluechip - Growth	6574.33	01-Dec-93	13.26	1.18	-3.29	17.80	9.07	12.09	10.35	19.14	20.23	19.39	
HDFC Top 100 Fund - Growth	22305.88	11-Oct-96	15.80	5.95	6.49	17.09	10.43	13.30	11.94	21.29	18.60	18.86	
Large and Mid-Cap Funds													
Aditya Birla Sun Life Equity Advantage Fund	5570.52	24-Feb-95	17.24	-3.70	-10.35	18.85	6.85	15.40	9.96	17.85	17.88	16.89	
Nippon India Vision Fund - Reg - Growth	3231.72	08-Oct-95	17.87	4.77	2.21	21.01	8.09	12.64	9.23	19.48	18.40	17.88	
Mid Cap Funds													
Franklin India Prima Fund - Growth	7581.91	01-Dec-93	24.09	9.06	0.56	20.62	10.33	18.54	13.18	22.40	22.52	19.10	
Nippon India Growth Fund - Reg - Growth	13225.33	08-Oct-95	21.22	11.10	7.52	28.85	14.68	17.22	13.39	24.49	22.88	22.13	
Flexi Cap Funds													
Franklin India Flexi Cap Fund - Growth	10245.08	29-Sep-94	17.77	4.42	5.17	22.53	11.63	15.75	12.48	20.98	21.47	17.82	
HDFC Flexi Cap Fund - Growth	30472.77	01-Jan-95	18.67	10.44	14.59	21.79	12.72	15.18	13.00	22.13	22.53	18.49	
Multi Cap Funds													
ICICI Prudential Multicap Fund - Growth	6875.24	01-Oct-94	17.76	6.16	2.81	19.14	11.68	15.14	11.07	20.26	17.65	14.65	
Value Funds													
HDFC Capital Builder Value Fund - Growth	5417.81	01-Feb-94	18.10	3.33	2.97	19.07	9.95	14.81	12.00	20.48	18.02	14.13	
Aggressive Hybrid Funds													
Aditya Birla Sun Life Equity Hybrid 95 Fund	7960.89	10-Feb-95	11.19	-2.18	-2.93	14.23	7.09	12.64	11.02	17.10	18.90	18.38	
Tata Hybrid Equity Fund - Reg - Growth	3298.87	08-Oct-95	14.35	6.61	3.72	16.10	8.98	13.10	11.69	18.21	16.45	15.24	
Thematic Funds													
Tata Ethical Fund - Reg - Growth	1412.45	24-May-96	13.58	-0.71	-1.38	23.08	12.64	14.98	10.78	20.06	17.88	16.30	
ELSS Funds													
HDFC Tax saver - Growth	9787.51	31-Mar-96	17.18	9.09	9.14	18.98	9.02	13.45	10.87	21.12	24.06	23.27	
Sundaram Tax Savings Fund - Reg - Growth	969.37	31-Mar-96	18.83	6.41	5.54	22.05	10.80	16.32	9.51	18.64	17.21	16.06	
*Performance as on 20-09-2022													

Franklin India Bluechip Fund (Large Cap Category)

Fund Investment Strategy & Objectives:

The investment objective of the scheme is to generate long-term capital appreciation by actively managing a portfolio of equity and equity related securities. Franklin India Bluechip Fund predominantly invests in companies that:

- Run large and established business
- Have a long track record
- Enjoy leadership in their respective industries

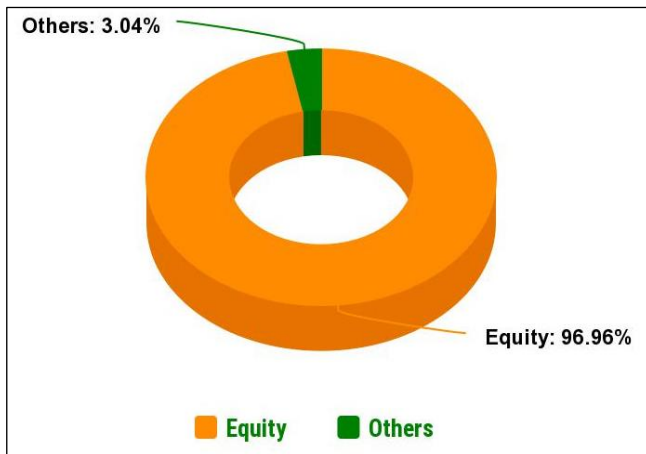
Top 10 Holdings (As of August 2022):

Company Name	Asset Type	Allocation (%)
HDFC Bank Ltd.(INE040A01034)	Equity	9.21
ICICI Bank Ltd.(INE090A01021)	Equity	9.18
Kotak Mahindra Bank Ltd.(INE237A01028)	Equity	5.74
Infosys Ltd.(INE009A01021)	Equity	4.88
HCL Technologies Ltd.(INE860A01027)	Equity	4.86
SBI Life Insurance Company(INE123W01016)	Equity	4.04
Tata Consultancy Services (INE467B01029)	Equity	4.03
Reliance Industries Ltd.(INE002A01018)	Equity	4.01
Godrej Consumer Products (INE102D01028)	Equity	3.22
Cash	Others	3.04

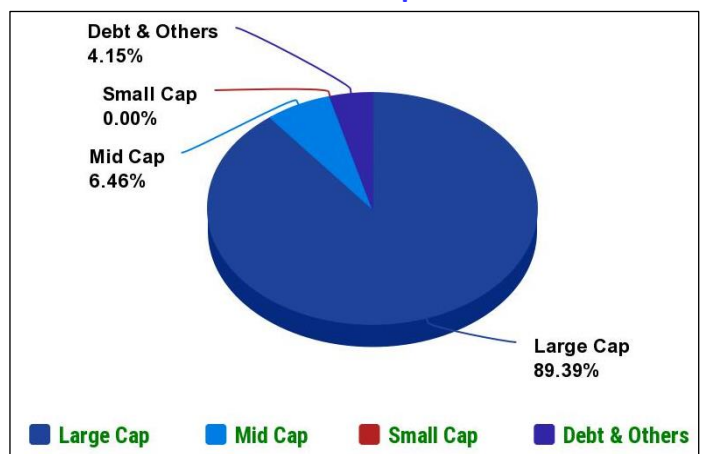
Top 5 Sectors (As of Aug 2022):

Sector Name	Allocation (in %)
Private Sector Bank	24.13
Computers - Software & Consulting	15.36
Life Insurance	6.84
Personal Care	6.71
Pharmaceuticals	5.56

Asset Allocation



Market Capitalization



Fund Features

Mutual Fund Name	Franklin Templeton Mutual Fund
Benchmark Index	Nifty 100 TRI
Fund Manager	Anand Radhakrishnan, R Janakiraman, Venkatesh Sanjeevi, Sandeep Manam
Launch Date	01-Dec-93
AUM (in.cr)	6574.33 (Aug 2022)
Exit Load	1% if redeemed before 1 year
Scheme Nature	Equity
Scheme Sub Nature	Large Cap

HDFC Top 100 Fund (Large Cap Category)

Fund Investment Strategy & Objectives:

HDFC Top 100 scheme aims to provide long-term capital appreciation. It will maintain a minimum exposure of 80% to Large Cap stocks, as defined by SEBI, which currently are the 100 largest companies in India in terms of full market capitalization. Generally, large cap companies are well established businesses that are in operation for a longer period of time and are well positioned to absorb business pressures across various market cycles. Due to their size, they also benefit from economies of scale. HDFC Top 100 Fund is a large cap fund & has a track record of over 25 years, 5 market cycles on its side. It has successfully navigated the market excesses, corrections in this period and generated meaningful alpha to its investors over long term.

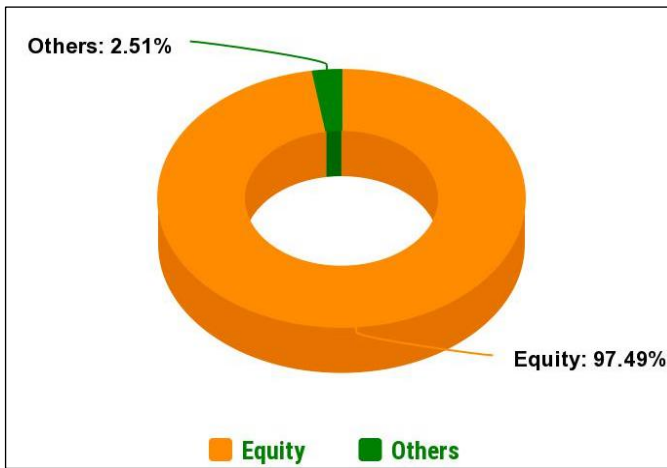
Top 10 Holdings (As of August 2022):

Company Name	Asset Type	Allocation (%)
ICICI Bank Ltd.(INE090A01021)	Equity	8.86
Reliance Industries Ltd.(INE002A01018)	Equity	8.40
HDFC Bank Ltd.(INE040A01034)	Equity	7.95
Infosys Ltd.(INE009A01021)	Equity	6.10
HDFC Ltd. (INE001A01036)	Equity	5.19
Coal India Ltd.(INE522F01014)	Equity	4.96
ITC Ltd.(INE154A01025)	Equity	4.50
State Bank Of India (INE062A01020)	Equity	4.44
National Thermal Power Corporation (INE733E01010)	Equity	4.02
Larsen & Toubro Ltd.(INE018A01030)	Equity	3.62

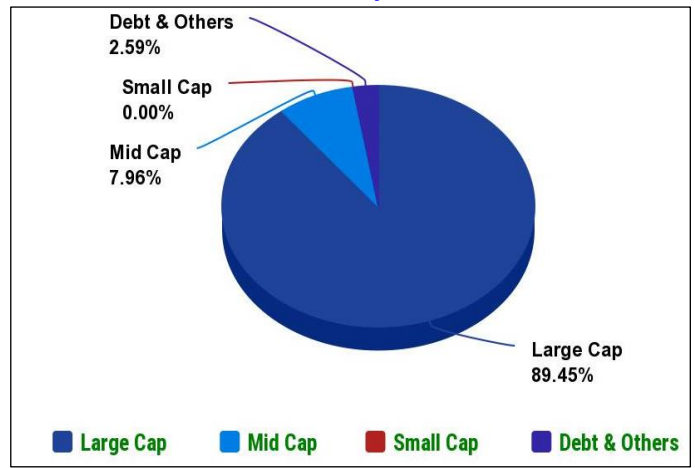
Top 5 Sectors (As of Aug 2022):

Sector Name	Allocation (in %)
Private Sector Bank	20.00
Computers - Software & Consulting	11.48
Refineries & Marketing	11.14
Diversified FMCG	5.44
Housing Finance Company	5.19

Asset Allocation



Market Capitalization



Fund Features

Mutual Fund Name	HDFC Mutual Fund
Benchmark Index	Nifty 100 TRI
Fund Manager	Rahul Baijal
Launch Date	11-Oct-96
AUM (in.cr)	22305.88 (Aug 2022)
Exit Load	1% if redeemed before 1 year
Scheme Nature	Equity
Scheme Sub Nature	Large Cap

Aditya Birla Sun Life Equity Advantage Fund (Large & Mid Cap Category)

Fund Investment Strategy & Objectives:

Aditya Birla Sun Life Equity Advantage Fund aims to grow your invested wealth by identifying companies with sound corporate managements and prospects of good future growth. Aditya Birla Sun Life Equity Advantage Fund invests predominantly in securities of large and mid-cap companies. The key of this fund is to focus on sectors that have potential for growth in the years to come and identify companies with sound corporate managements and prospects of good future growth. Essentially, the focus would be on long-term fundamentally driven values. The objective of the scheme is to achieve long-term growth of capital, at relatively moderate levels of risk through a diversified research-based investment in Large & Midcap companies.

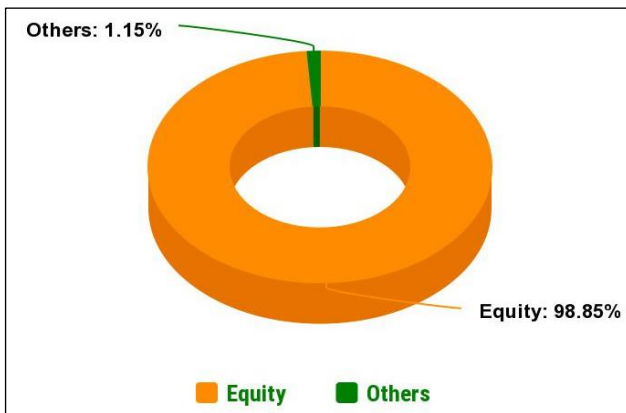
Top 10 Holdings (As of August 2022):

Company Name	Asset Type	Allocation (%)
ICICI Bank Ltd.(INE090A01021)	Equity	9.68
HDFC Bank Ltd.(INE040A01034)	Equity	4.75
Infosys Ltd.(INE009A01021)	Equity	4.41
Reliance Industries Ltd.(INE002A01018)	Equity	4.02
State Bank Of India(INE062A01020)	Equity	3.94
Axis Bank Ltd.(INE238A01034)	Equity	3.15
J. K. Cement Ltd.(INE823G01014)	Equity	3.11
PI Industries Ltd.(INE603J01030)	Equity	2.75
Larsen & Toubro Infotech (INE214T01019)	Equity	2.59
Gujarat Gas Ltd.(INE844O01030)	Equity	2.38

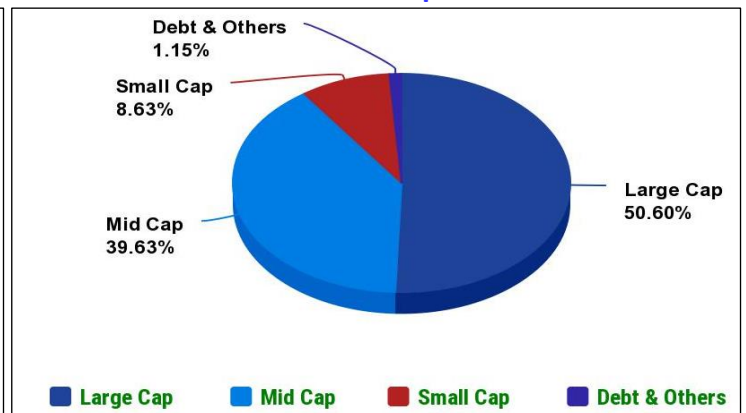
Top 5 Sectors (As of Aug 2022):

Sector Name	Allocation (in %)
Private Sector Bank	17.58
Computers - Software & Consulting	12.07
Auto Components & Equipment's	6.52
Specialty Chemicals	5.45
Cement & Cement Products	4.64

Asset Allocation



Market Capitalization



Fund Features

Mutual Fund Name	Aditya Birla Sun Life Mutual Fund
Benchmark Index	S&P BSE 250Large & Midcap TRI
Fund Manager	Satyabrata Mohanty
Launch Date	24-Feb-95
AUM (in.cr)	5570.52 (Aug 2022)
Exit Load	1% if redeemed before 90 days
Scheme Nature	Equity
Scheme Sub Nature	Large & Midcap Funds

Nippon India Vision Fund (Large & Mid Cap Category)

Fund Investment Strategy & Objectives:

Nippon India Vision Fund is an open-ended equity scheme investing in both large cap and mid cap stocks. The fund attempts to invest in high quality businesses who are market leaders in their respective sectors, with a proven track record across market conditions. Large cap stocks endeavour to provide stability & liquidity to the portfolio and mid-caps allocation can potentially generate relatively better returns. Backed by Fund Management expertise & growth-oriented strategy, the fund endeavours to generate relatively better risk adjusted returns over the long term.

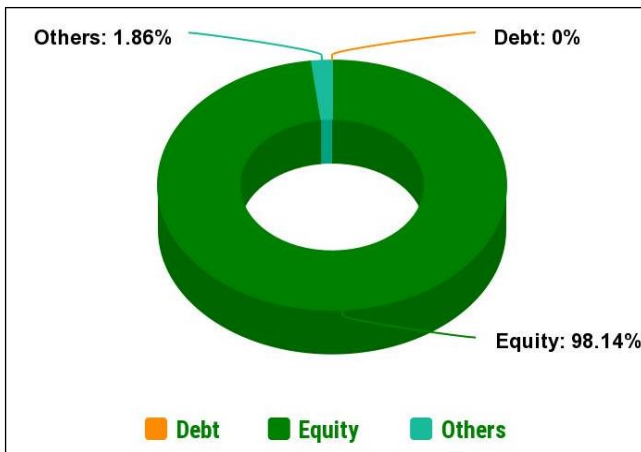
Top 10 Holdings (As of August 2022):

Company Name	Asset Type	Allocation (%)
HDFC Bank Ltd.(INE040A01034)	Equity	5.08
ICICI Bank Ltd.(INE090A01021)	Equity	4.33
Larsen & Toubro Ltd.(INE018A01030)	Equity	4.16
Reliance Industries Ltd.(INE002A01018)	Equity	4.08
Coal India Ltd.(INE522F01014)	Equity	2.62
State Bank Of India(INE062A01020)	Equity	2.50
The Indian Hotels Company (INE053A01029)	Equity	2.26
National Thermal Power Corporation (INE733E01010)	Equity	2.23
Mahindra & Mahindra Ltd.(INE101A01026)	Equity	1.98
Crompton Greaves Consumer Electricals Ltd.(INE299U01018)	Equity	1.93

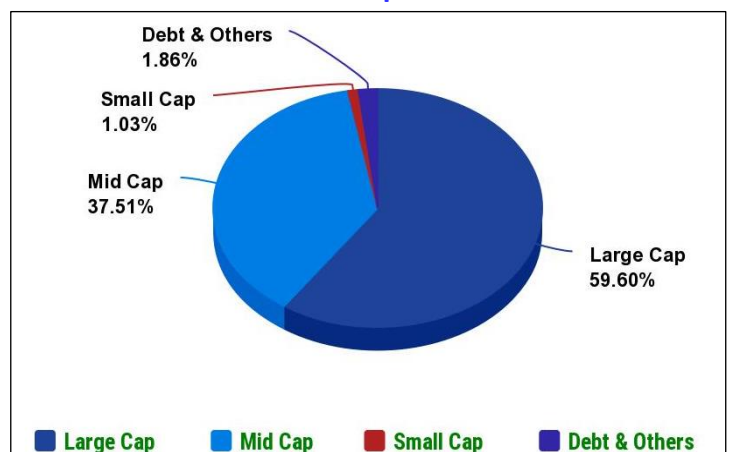
Top 5 Sectors (As of Aug 2022):

Sector Name	Allocation (in %)
Private Sector Bank	11.98
Pharmaceuticals	6.95
Computers - Software & Consulting	5.49
Engineering, Designing & Construction	4.16
Public Sector Bank	4.13

Asset Allocation



Market Capitalization



Fund Features

Mutual Fund Name	Nippon India Mutual Fund
Benchmark Index	NIFTY Large Midcap 250 TRI
Fund Manager	Amar Kalkundrikar, Aishwarya Deepak Agarwal
Launch Date	08-Oct-95
AUM (in.cr)	3231.72 (Aug 2022)
Exit Load	1% if redeemed before 1 year
Scheme Nature	Equity
Scheme Sub Nature	Large & Mid Cap Fund

Franklin India Prima Fund (Midcap Category)

Fund Investment Strategy & Objectives:

Franklin India Prima Fund focuses on investing predominantly in mid-cap companies which tend to exhibit higher growth rates than well-established large sized companies. It aims to identify companies at an early stage of the business life cycle as they have a greater potential for growth. The fund has consistently declared a dividend every year for the last 20 years. The investment objective of Prima Fund is to provide medium to long-term capital appreciation as a primary objective and income as a secondary objective.

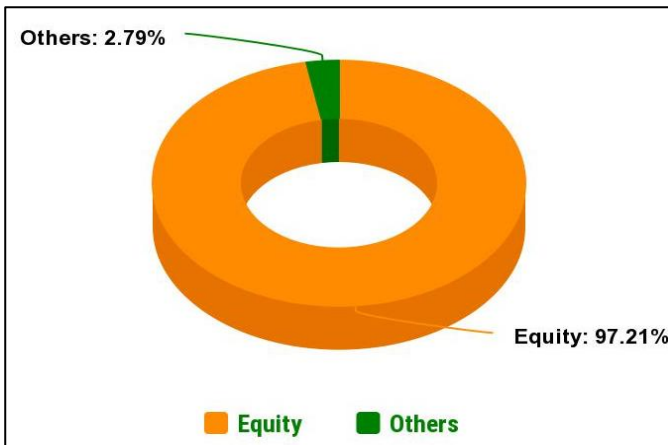
Top 10 Holdings (As of August 2022):

Company Name	Asset Type	Allocation (%)
Crompton Greaves Consumer Electricals Ltd.(INE299U01018)	Equity	4.00
The Federal Bank Ltd.(INE171A01029)	Equity	3.76
ICICI Bank Ltd.(INE090A01021)	Equity	3.55
City Union Bank Ltd.(INE491A01021)	Equity	3.03
Ashok Leyland Ltd.(INE208A01029)	Equity	3.00
Cash	Others	2.79
Coromandel International Ltd. (Coromandel Fertilizers Ltd.)(INE169A01031)	Equity	2.76
Deepak Nitrite Ltd.(INE288B01029)	Equity	2.74
Bharat Electronics Ltd.(INE263A01024)	Equity	2.44
HDFC Bank Ltd.(INE040A01034)	Equity	2.40

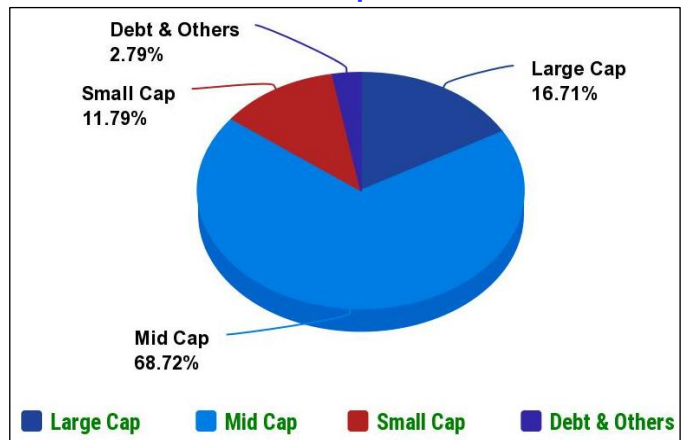
Top 5 Sectors (As of Aug 2022):

Sector Name	Allocation (in %)
Private Sector Bank	14.38
Cement & Cement Products	5.28
Household Appliances	5.03
Residential, Commercial Projects	4.39
Computers - Software & Consulting	4.23

Asset Allocation



Market Capitalization



Fund Features

Mutual Fund Name	Franklin Templeton Mutual Fund
Benchmark Index	Nifty Midcap 150 TRI
Fund Manager	R Janakiraman, Sandeep Manam, Akhil Kalluri
Launch Date	01-Dec-93
AUM (in.cr)	7581.91 (Aug 2022)
Exit Load	1% if redeemed before 1 year
Scheme Nature	Equity
Scheme Sub Nature	Mid-cap Fund

Nippon India Growth Fund (Midcap Category)

Fund Investment Strategy & Objectives:

Nippon India Growth Fund endeavors to invest in mid cap companies that have the potential to substantially increase their profitability and have consistent track record. The fund focuses on identifying potential market leaders at an early stage with a view to create long term alpha. The fund attempts to identify growth stocks that are available at reasonable valuation, thus adopting a Growth at Reasonable Price (GARP) style for investing. The primary investment objective of the Scheme is to achieve long-term growth of capital by investment in equity and equity related securities through a research-based investment approach.

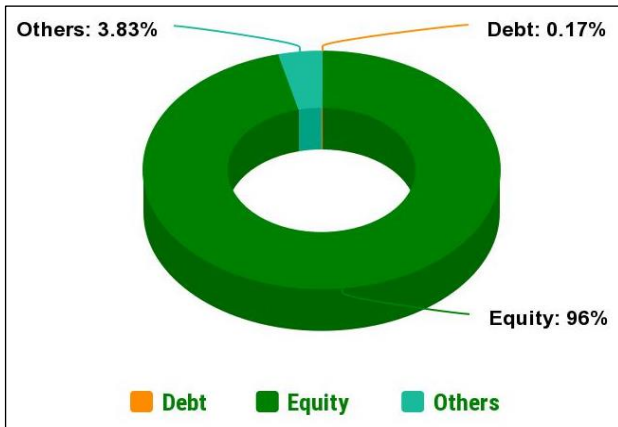
Top 10 Holdings (As of August 2022):

Company Name	Asset Type	Allocation (%)
Varun Beverages Ltd.(INE200M01013)	Equity	4.37
Cholamandalam Financial Holdings Ltd.(INE149A01033)	Equity	3.51
Au Small Finance Bank Ltd.(INE949L01017)	Equity	3.44
Triparty Repo	Others	3.36
The Federal Bank Ltd.(INE171A01029)	Equity	3.26
Max Financial Services Ltd.(INE180A01020)	Equity	3.10
Aditya Birla Fashion & Retail Ltd.(INE647O01011)	Equity	2.47
The Indian Hotels Company (INE053A01029)	Equity	2.39
Devyani International Ltd.(INE872J01023)	Equity	2.31
Fortis Healthcare Ltd.(INE061F01013)	Equity	1.99

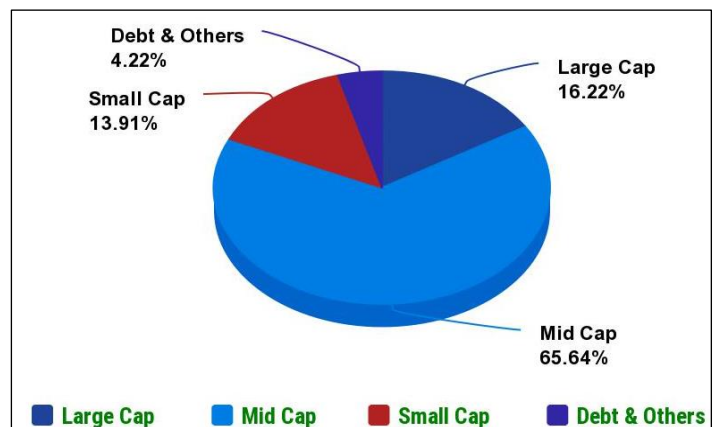
Top 5 Sectors (As of Aug 2022):

Sector Name	Allocation (in %)
Non-Banking Financial Company (NBFC)	5.52
Private Sector Bank	5.40
Pharmaceuticals	4.82
Other Beverages	4.37
Computers - Software & Consulting	4.01

Asset Allocation



Market Capitalization



Fund Features

Mutual Fund Name	Nippon India Mutual Fund
Benchmark Index	Nifty Midcap 150 TRI
Fund Manager	Manish Gunwani, Dhruvil Shah, Tejas Sheth
Launch Date	08-Oct-95
AUM (in.cr)	13225.33 (Aug 2022)
Exit Load	1% if redeemed before 1 month
Scheme Nature	Equity
Scheme Sub Nature	Mid-cap Fund

Franklin India Flexi Cap Fund (Flexi-cap Category)

Fund Investment Strategy & Objectives:

Franklin India Flexi-cap Fund has the flexibility to invest across large, mid and small sized companies. It aims to manage the market cap allocations based on relative opportunities available. The investment objective of this scheme is to provide growth of capital plus regular dividend through a diversified portfolio of equities, fixed income securities and money market instruments.

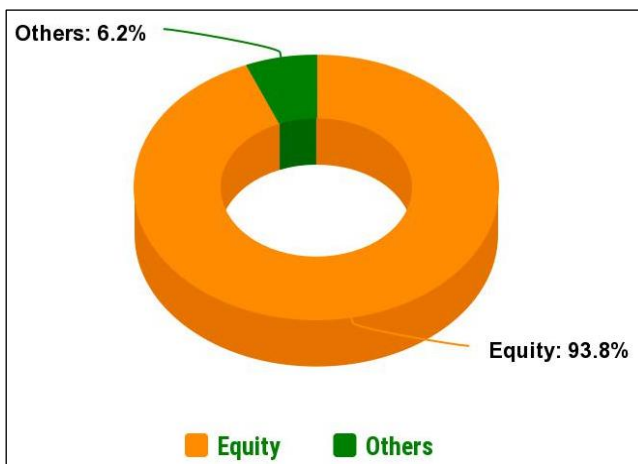
Top 10 Holdings (As of August 2022):

Company Name	Asset Type	Allocation (%)
ICICI Bank Ltd.(INE090A01021)	Equity	8.66
HDFC Bank Ltd.(INE040A01034)	Equity	7.69
Cash	Others	6.20
Axis Bank Ltd.(INE238A01034)	Equity	6.16
Infosys Ltd.(INE009A01021)	Equity	5.83
Larsen & Toubro Ltd.(INE018A01030)	Equity	5.07
Bharti Airtel Ltd.(INE397D01024)	Equity	4.82
State Bank Of India(INE062A01020)	Equity	3.37
National Thermal Power Corporation Ltd.(INE733E01010)	Equity	2.72
Grasim Industries Ltd.(INE047A01021)	Equity	2.70

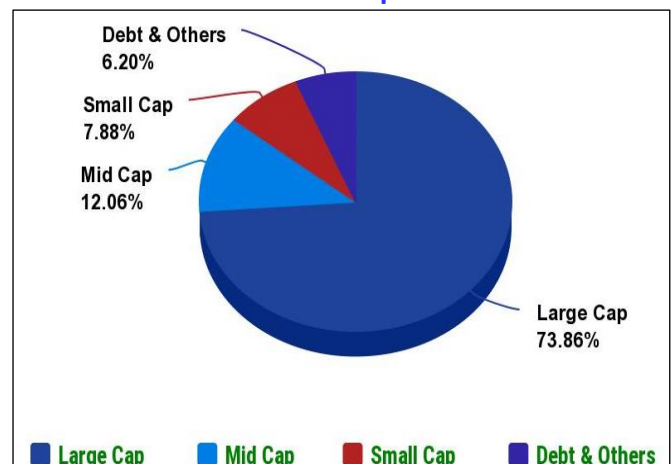
Top 5 Sectors (As of Aug 2022):

Sector Name	Allocation (in %)
Private Sector Bank	24.88
Computers - Software & Consulting	10.06
Current Assets	6.20
Engineering, Designing & Construction	5.07
Breweries & Distilleries	4.86

Asset Allocation



Market Capitalization



Fund Features

Mutual Fund Name	Franklin Templeton Mutual Fund
Benchmark Index	Nifty 500 TRI
Fund Manager	Anand Radhakrishnan, R Janakiraman, Sandeep Manam
Launch Date	29-Sep-94
AUM (in.cr)	10245.08 (Aug 2022)
Exit Load	1% if redeemed before 1 year
Scheme Nature	Equity
Scheme Sub Nature	Flexi Cap Fund

HDFC Flexi Cap Fund (Flexi-cap Category)

Fund Investment Strategy & Objectives:

HDFC Flexi-cap Fund is a dynamic equity scheme investing across large cap, mid cap, small cap stocks. The scheme follows an equity strategy to build a portfolio, representing a cross section of companies diversified across major industries, economic sectors and market capitalization that offer an acceptable risk reward balance. The scheme will consider stage and trajectory of industry cycle and take a risk-adjusted view. HDFC Flexi Cap Fund has Strong Management with an ability to capitalize on opportunities while managing risks.

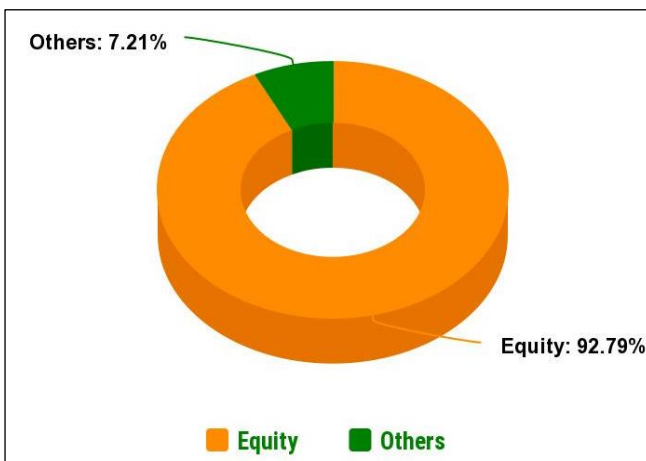
Top 10 Holdings (As of August 2022):

Company Name	Asset Type	Allocation (%)
ICICI Bank Ltd.(INE090A01021)	Equity	7.87
State Bank Of India(INE062A01020)	Equity	7.63
HDFC Bank Ltd.(INE040A01034)	Equity	5.52
Infosys Ltd.(INE009A01021)	Equity	5.34
Coal India Ltd.(INE522F01014)	Equity	4.71
ITC Ltd.(INE154A01025)	Equity	4.60
National Thermal Power Corporation Ltd.(INE733E01010)	Equity	4.46
Larsen & Toubro Ltd.(INE018A01030)	Equity	4.33
Triparty Repo	Others	3.51
HDFC Ltd. (INE001A01036)	Equity	3.42

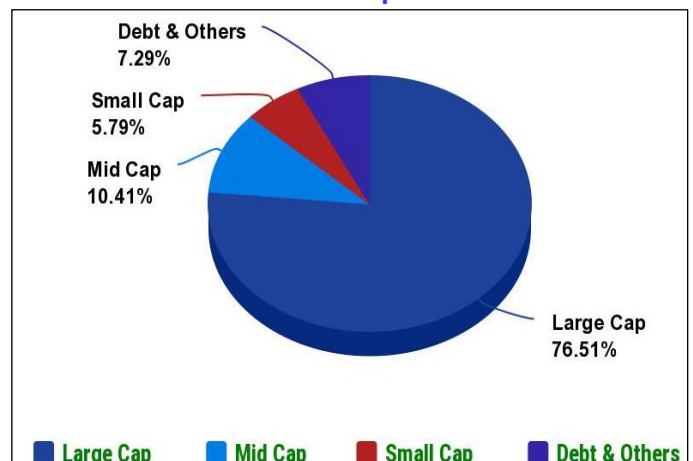
Top 5 Sectors (As of Aug 2022):

Sector Name	Allocation (in %)
Private Sector Bank	15.87
Computers - Software & Consulting	10.13
Public Sector Bank	9.23
Current Assets	7.21
Electric Utilities	5.30

Asset Allocation



Market Capitalization



Fund Features

Mutual Fund Name	HDFC Mutual Fund
Benchmark Index	Nifty 500 TRI
Fund Manager	Roshi Jain
Launch Date	01-Jan-95
AUM (in.cr)	30472.77 (Aug 2022)
Exit Load	1% if redeemed before 1 year
Scheme Nature	Equity
Scheme Sub Nature	Flexi Cap Fund

ICICI Multi Cap Fund (Multi-cap Category)

Fund Investment Strategy & Objectives:

ICICI Prudential Multicap Fund is a diversified equity Scheme which proposes to invest in a mix of large, mid and small cap stocks. The Scheme aims to derive benefit from pickup in domestic demand owing to economic recovery. The portfolio construction involves investing in high conviction quality stocks. The Scheme will remain sector agnostic and would use a combination of top-down and bottom-up research for stock selection. Top-down approach will be based on macro-economic conditions, underlying trends while bottom-up approach shall be followed for selecting stocks with growth prospects, low leverage levels, good corporate governance, robust financials and good cash flow management.

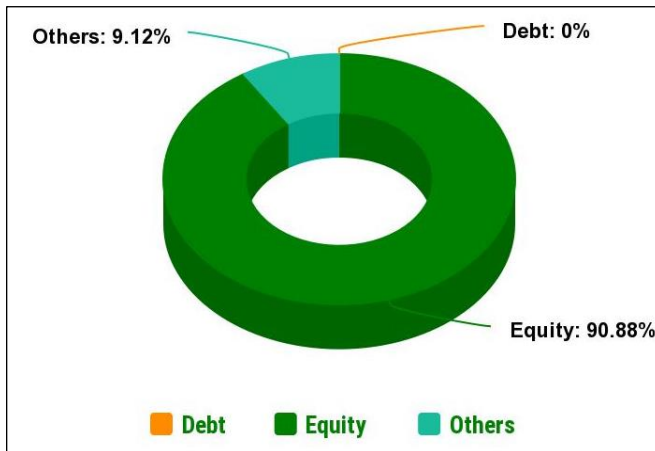
Top 10 Holdings (As of August 2022):

Company Name	Asset Type	Allocation (%)
Triparty Repo	Others	7.90
ICICI Bank Ltd.(INE090A01021)	Equity	7.86
HDFC Bank Ltd.(INE040A01034)	Equity	4.02
Infosys Ltd.(INE009A01021)	Equity	3.30
TVS Motor Company Ltd.(INE494B01023)	Equity	3.28
Avenue Supermarts Ltd.(INE192R01011)	Equity	2.50
State Bank Of India(INE062A01020)	Equity	2.32
The Phoenix Mills Ltd.(INE211B01039)	Equity	2.32
HCL Technologies Ltd.(INE860A01027)	Equity	2.17
Sun Pharmaceuticals Ind (INE044A01036)	Equity	2.03

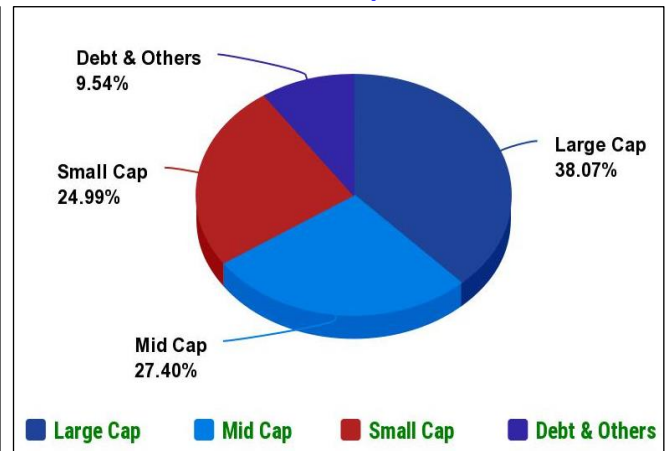
Top 5 Sectors (As of Aug 2022):

Sector Name	Allocation (in %)
Private Sector Bank	16.00
Current Assets	9.12
Computers - Software & Consulting	7.93
Pharmaceuticals	6.61
Auto Components & Equipment	6.38

Asset Allocation



Market Capitalization



Fund Features

Mutual Fund Name	ICICI Prudential Mutual Fund
Benchmark Index	NIFTY 500 Multicap 50:25:25 TRI
Fund Manager	S Naren, Anand V Sharma
Launch Date	01-Oct-94
AUM (in.cr)	6875.24 (Aug 2022)
Exit Load	1% if redeemed before 1 year
Scheme Nature	Equity
Scheme Sub Nature	Multi Cap Fund

HDFC Capital Builder Value Fund (Value Fund Category)

Fund Investment Strategy & Objectives:

HDFC Capital Builder Value Fund aims to achieve capital appreciation/income in the long term by primarily investing in undervalued stocks. Undervalued stocks are generally those that are trading at prices below their intrinsic value as measured by potential earnings or asset values, and/or future cash flow growth. The fund will endeavor to maintain a minimum of 60 % of the portfolio in companies which are trading at multiples lower than Median P/E (Price/Earnings) or Median P/B (Price/Book Value) of NIFTY 500 Index or below 5-year historical average of own trailing P/E or P/B.

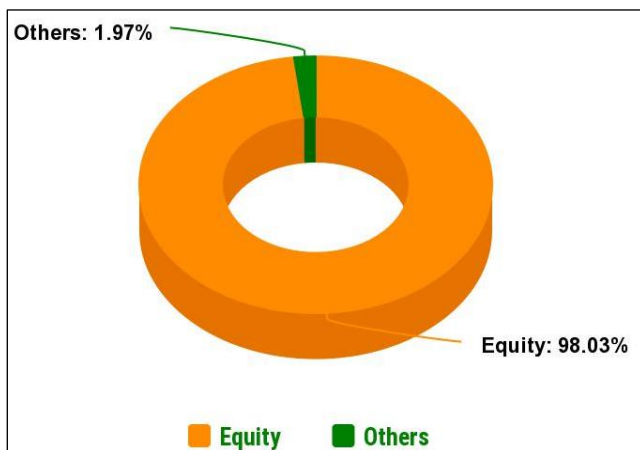
Top 10 Holdings (As of August 2022):

Company Name	Asset Type	Allocation (%)
ICICI Bank Ltd.(INE090A01021)	Equity	9.92
HDFC Bank Ltd.(INE040A01034)	Equity	7.74
Infosys Ltd.(INE009A01021)	Equity	7.61
State Bank Of India(INE062A01020)	Equity	4.78
Axis Bank Ltd.(INE238A01034)	Equity	4.42
Bharti Airtel Ltd.(INE397D01024)	Equity	3.92
National Thermal Power Corporation Ltd.(INE733E01010)	Equity	3.01
Sun Pharmaceuticals Ind (INE044A01036)	Equity	2.60
Larsen & Toubro Ltd.(INE018A01030)	Equity	2.41
Max Healthcare Institute (INE027H01010)	Equity	1.89

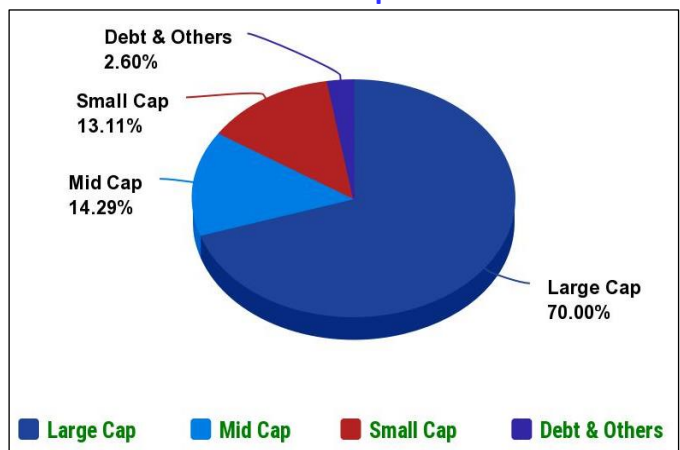
Top 5 Sectors (As of Aug 2022):

Sector Name	Allocation (in %)
Private Sector Bank	22.08
Computers - Software & Consulting	11.46
Pharmaceuticals	5.82
Public Sector Bank	4.78
Telecom - Cellular & Fixed line services	4.05

Asset Allocation



Market Capitalization



Fund Features

Mutual Fund Name	HDFC Mutual Fund
Benchmark Index	Nifty 500 TRI
Fund Manager	Gopal Agrawal
Launch Date	01-Feb-94
AUM (in.cr)	5417.81 (Aug 2022)
Exit Load	1% if redeemed before 1 year
Scheme Nature	Equity
Scheme Sub Nature	Value Fund

Aditya Birla Sun Life Equity Hybrid 95 Fund (Aggressive Hybrid Category)

Fund Investment Strategy & Objectives:

The objective of the scheme is to generate long term growth of capital and current income, through a portfolio investing in equity, debt and money market securities. The scheme tends to follow a flexi-cap approach for market cap, depending on risk and return aspects of various market sub-segments. It allows flexibility for the amount of equity investments, keeping it in the range of 50-75%, to maximize returns and ensure stability. The equity portion is invested in shares of companies, diversified across industries, with an aim to generate long-term growth of capital. The debt portion is invested in lower risk debt instruments to achieve stability. The fund follows bottom-up approach for stock selection and top-down approach for sector selection i.e. starting with overall factors like the economy and moving to individual sectors.

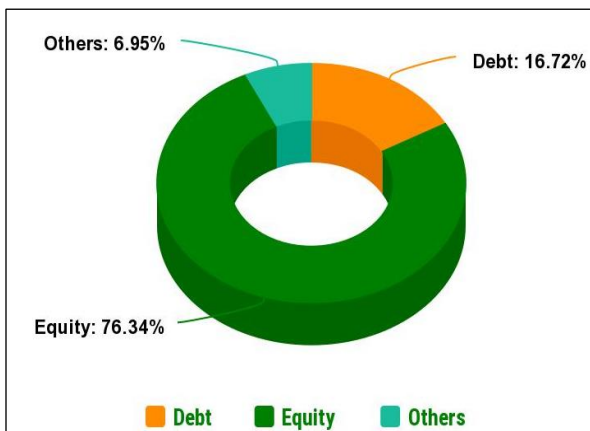
Top 10 Holdings (As of August 2022):

Company Name	Asset Type	Allocation (%)
ICICI Bank Ltd.(INE090A01021)	Equity	7.87
HDFC Bank Ltd.(INE040A01034)	Equity	5.47
Infosys Ltd.(INE009A01021)	Equity	3.62
State Bank Of India(INE062A01020)	Equity	3.60
Reliance Industries Ltd.(INE002A01018)	Equity	3.52
Ultratech Cement Ltd.(INE481G01011)	Equity	2.31
Titan Company Ltd.(INE280A01028)	Equity	2.07
Cholamandalam Investment & Finance Company Ltd.(INE121A01024)	Equity	2.00
Bajaj Finance Ltd.(INE296A01024)	Equity	1.73
Bharti Airtel Ltd.(INE397D01024)	Equity	1.70

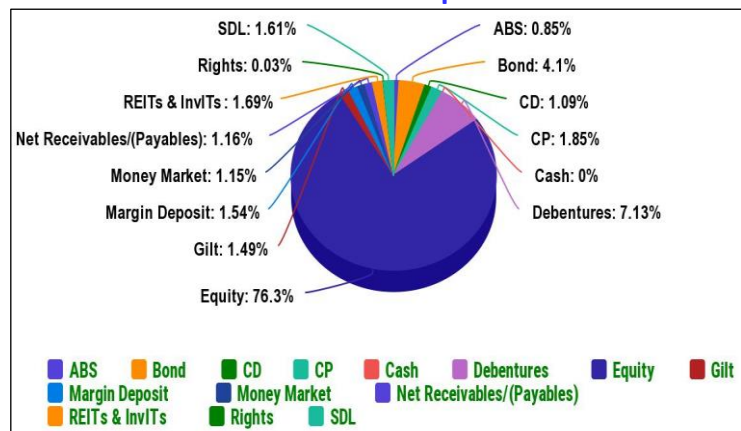
Top 5 Sectors (As of Aug 2022):

Sector Name	Allocation (in %)
Private Sector Bank	14.57
Computers - Software & Consulting	8.50
Non-Banking Financial Company (NBFC)	7.95
Pharmaceuticals	5.86
Public Sector Bank	5.47

Asset Allocation



Market Capitalization



Fund Features

Mutual Fund Name	Aditya Birla Sun Life Mutual Fund
Benchmark Index	CRISIL Hybrid 35+65 - Aggressive Index
Fund Manager	Satyabrata Mohanty, Dhaval Shah, Harshil Suvarnka
Launch Date	10-Feb-95
AUM (in.cr)	7960.89 (Aug 2022)
Exit Load	1% if redeemed before 90 days
Scheme Nature	Hybrid
Scheme Sub Nature	Aggressive Hybrid Fund

Tata Hybrid Equity Fund (Aggressive Hybrid Category)

Fund Investment Strategy & Objectives:

Tata Hybrid Equity Fund aims at seeking a combination of equity & debt investments which optimize the returns of the portfolio and at the same time manages the volatility of fund. The scheme actively manages the combination of the equity & debt investments depending upon the existing market conditions & outlook. It aims to seek an optimum combination of capital appreciation & income opportunities. The scheme has an optimal portfolio size of 25-35 stocks constructed on a bottom-up basis. ~60% of the portfolio is invested in steady compounders and ~40% of portfolio is invested in businesses where we expect strong earnings growth over the next few years and where consensus is behind/below our estimates along with room for valuations to improve based on the earnings growth triggers going forward.

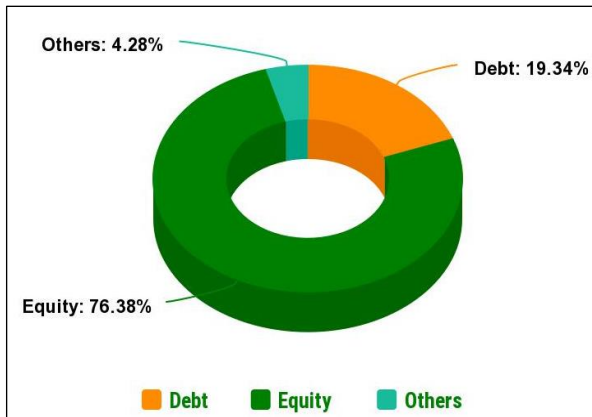
Top 10 Holdings (As of August 2022):

Company Name	Asset Type	Allocation (%)
ICICI Bank Ltd.(INE090A01021)	Equity	9.65
Reliance Industries Ltd.(INE002A01018)	Equity	7.04
State Bank Of India(INE062A01020)	Equity	6.60
HDFC Bank Ltd.(INE040A01034)	Equity	5.63
BASF India Ltd.(INE373A01013)	Equity	4.21
Tata Consultancy Services (INE467B01029)	Equity	4.19
Infosys Ltd.(INE009A01021)	Equity	3.85
Bharti Airtel Ltd.(INE397D01024)	Equity	3.30
ITC Ltd.(INE154A01025)	Equity	3.21
7.38 GOI Jun 20 2027(IN0020220037)	Debt	3.08

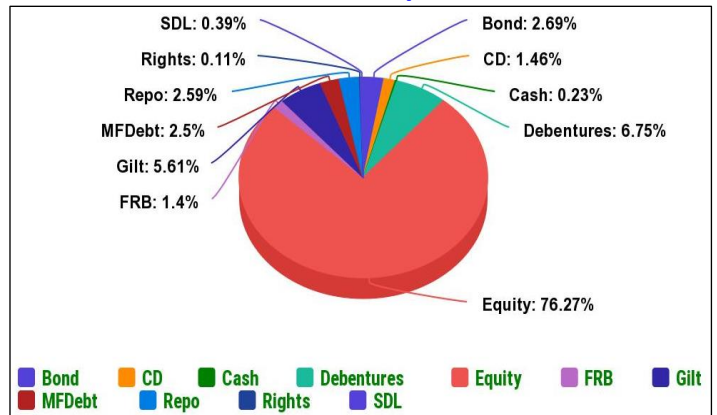
Top 5 Sectors (As of Aug 2022):

Sector Name	Allocation (in %)
Private Sector Bank	17.35
Computers - Software & Consulting	8.03
Public Sector Bank	7.36
Refineries & Marketing	7.19
Sovereign	6.00

Asset Allocation



Market Capitalization



Fund Features

Mutual Fund Name	Tata Mutual Fund
Benchmark Index	CRISIL Hybrid 35+65 - Aggressive Index
Fund Manager	Murthy Nagarajan, Chandraprakash Padiyar, Satish Chandra Mishra
Launch Date	08-Oct-95
AUM (in.cr)	3298.87 (Aug 2022)
Exit Load	1% if redeemed before 1 year
Scheme Nature	Hybrid
Scheme Sub Nature	Aggressive Hybrid Fund

Tata Ethical Fund (Thematic Category)

Fund Investment Strategy & Objectives:

Tata Ethical Fund is an open-ended equity fund which invests in a diversified equity portfolio based on principles of Shariah. The investment objective of the scheme is to provide medium to long-term capital gains by investing in Shariah compliant equity and equity-related instruments of well-researched value and growth-oriented companies. The fund manager looks for structural themes such as digitization/automation, diversification of global supply chains, formalization of the Indian economy and premiumization that have the potential for compounded returns and a long runway for growth. The fund predominantly follows a buy and hold approach so as to generate returns over a longer time Horizon.

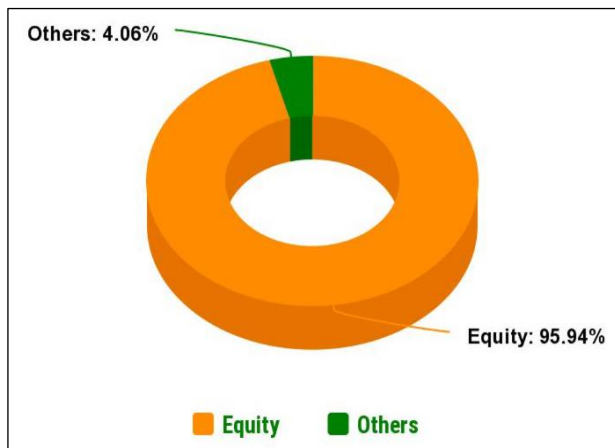
Top 10 Holdings (As of August 2022):

Company Name	Asset Type	Allocation (%)
Tata Consultancy Services (INE467B01029)	Equity	7.71
Infosys Ltd.(INE009A01021)	Equity	7.40
Hindustan Unilever Ltd.(INE030A01027)	Equity	5.37
Cash	Others	4.06
HCL Technologies Ltd.(INE860A01027)	Equity	4.00
Ambuja Cements Ltd.(INE079A01024)	Equity	3.14
Tata Elxsi Ltd.(INE670A01012)	Equity	3.07
Siemens Ltd.(INE003A01024)	Equity	2.88
Tech Mahindra Ltd.(INE669C01036)	Equity	2.63
Tata Consumer Products (INE192A01025)	Equity	2.41

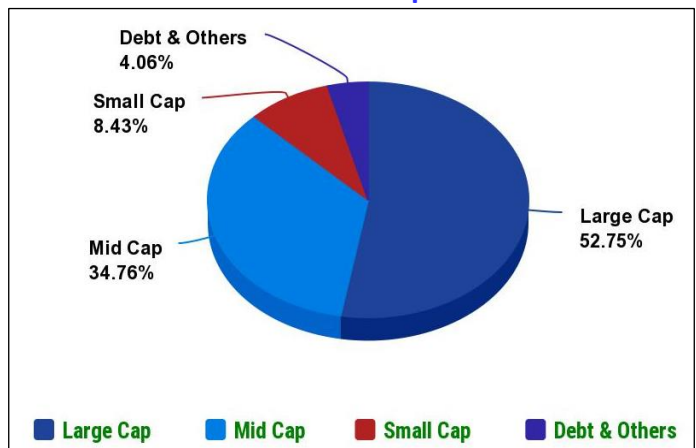
Top 5 Sectors (As of Aug 2022):

Sector Name	Allocation (in %)
Computers - Software & Consulting	29.08
Pharmaceuticals	8.14
Diversified FMCG	5.37
Cement & Cement Products	5.09
Heavy Electrical Equipment	4.44

Asset Allocation



Market Capitalization



Fund Features

Mutual Fund Name	Tata Mutual Fund
Benchmark Index	Nifty 500 Shariah TRI
Fund Manager	Abhinav Sharma
Launch Date	24-May-96
AUM (in.cr)	1412.45 (Aug 2022)
Exit Load	1% if redeemed before 90 days
Scheme Nature	Equity
Scheme Sub Nature	Thematic

HDFC Tax saver Fund (ELSS Category)

Fund Investment Strategy & Objectives:

HDFC Tax saver Fund is an Open-ended Equity Linked Savings Scheme with a statutory lock in of 3 years and tax benefit. The scheme offers the dual benefit of tax saving and wealth creation. It comes with a lock-in period of three years and provides individuals/HUFs a deduction from gross total income for investments in Equity-Linked Savings Scheme up to Rs.1.5 lakh under section 80C of the Income Tax Act 1961. The fund invests 80-100% of its portfolio in equity or equity related instruments. The equity strategy aims to provide long term capital appreciation from a reasonably diversified portfolio consisting of mid cap and large cap companies which are likely to achieve above average growth than the industry, enjoy distinct competitive advantages, have superior financial strengths.

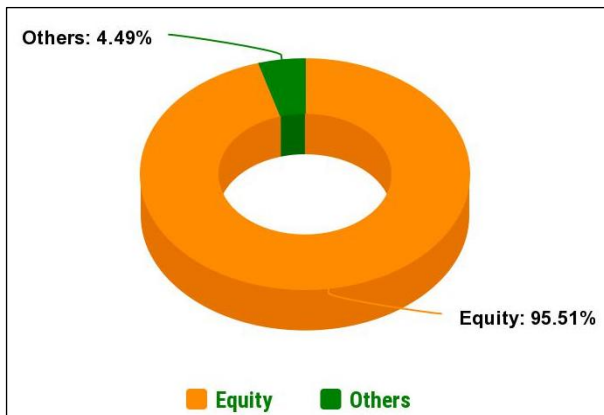
Top 10 Holdings (As of August 2022):

Company Name	Asset Type	Allocation (%)
ICICI Bank Ltd.(INE090A01021)	Equity	10.15
HDFC Bank Ltd.(INE040A01034)	Equity	9.11
State Bank Of India(INE062A01020)	Equity	5.97
Bharti Airtel Ltd.(INE397D01024)	Equity	5.57
Hindustan Aeronautics Ltd.(INE066F01012)	Equity	5.16
Mahindra & Mahindra Ltd.(INE101A01026)	Equity	4.95
Infosys Ltd.(INE009A01021)	Equity	4.73
National Thermal Power Corporation Ltd.(INE733E01010)	Equity	4.19
HCL Technologies Ltd.(INE860A01027)	Equity	4.08
SBI Life Insurance (INE123W01016)	Equity	3.80

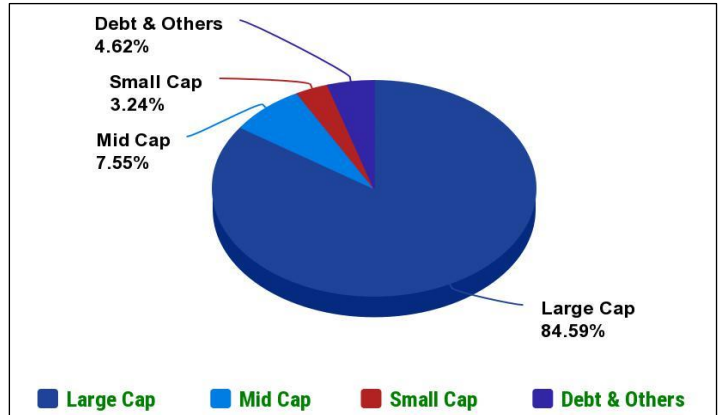
Top 5 Sectors (As of Aug 2022):

Sector Name	Allocation (in %)
Private Sector Bank	22.21
Pharmaceuticals	9.24
Computers - Software & Consulting	8.94
Aerospace & Defense	6.00
Public Sector Bank	5.97

Asset Allocation



Market Capitalization



Fund Features

Mutual Fund Name	HDFC Mutual Fund
Benchmark Index	Nifty 500 TRI
Fund Manager	Roshi Jain
Launch Date	31-Mar-96
AUM (in.cr)	9787.51 (Aug 2022)
Exit Load	Nil
Scheme Nature	Equity
Scheme Sub Nature	ELSS

Sundaram Tax Savings Fund (ELSS Category)

Fund Investment Strategy & Objectives:

Sundaram Tax Saving Fund is Diversified equity fund that invests in fundamentally strong companies across market capitalization. The scheme Can outperform over market cycles owing to its multi-cap investment flexibility. It is a fund with 3-year lock-in that provides tax deduction under section 80C of the Income Tax Act, 1961. Investment focus is towards businesses with large size of opportunities, superior capital efficiency and earnings growth. The fund has a bias towards large cap and large midcaps which provides it stability during the times of heightened volatility.

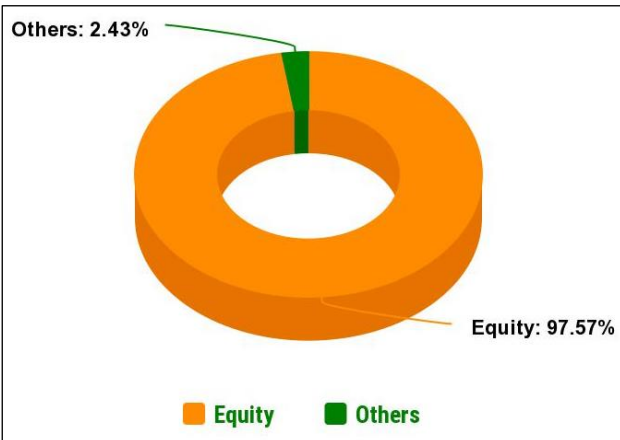
Top 10 Holdings (As of August 2022):

Company Name	Asset Type	Allocation (%)
ICICI Bank Ltd.(INE090A01021)	Equity	9.56
HDFC Bank Ltd.(INE040A01034)	Equity	5.14
Infosys Ltd.(INE009A01021)	Equity	4.44
State Bank Of India(INE062A01020)	Equity	4.31
Reliance Industries Ltd.(INE002A01018)	Equity	4.22
HDFC Ltd.(INE001A01036)	Equity	3.96
Ashok Leyland Ltd.(INE208A01029)	Equity	3.82
Polycab India Ltd.(INE455K01017)	Equity	3.21
Axis Bank Ltd.(INE238A01034)	Equity	3.18
Maruti Suzuki India Ltd.(INE585B01010)	Equity	3.09

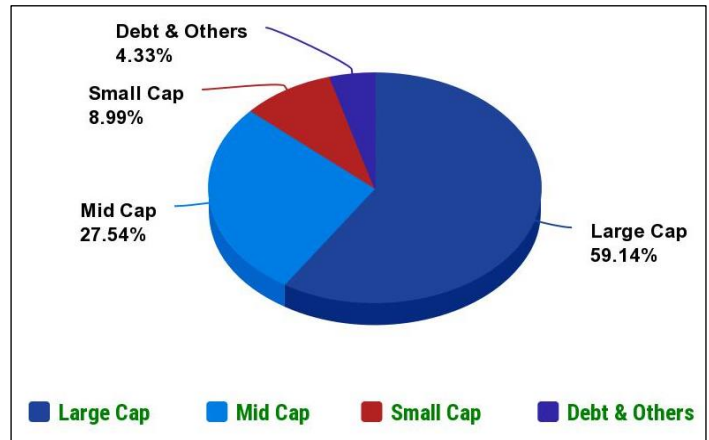
Top 5 Sectors (As of Aug 2022):

Sector Name	Allocation (in %)
Private Sector Bank	19.43
Public Sector Bank	8.12
Computers - Software & Consulting	8.03
Passenger Cars & Utility Vehicles	5.97
Pharmaceuticals	4.76

Asset Allocation



Market Capitalization



Fund Features

Mutual Fund Name	Sundaram Mutual Fund
Benchmark Index	Nifty 500 TRI
Fund Manager	Sudhir Kedia, Rohit Seksaria
Launch Date	31-Mar-96
AUM (in.cr)	969.37 (Aug 2022)
Exit Load	Nil
Scheme Nature	Equity
Scheme Sub Nature	ELSS

Disclaimer: The information contained in this report has been obtained from sources considered to be authentic and reliable. However, RNB Corporate Services Pvt. Ltd. is not responsible for any error or inaccuracy or for any losses suffered on account of this information. Mutual Fund investments are subject to market risks, read all scheme related documents carefully.