

India's economy stood at 7.8% in the January - March 2025-2026 as against 7.0 percent in January - March 2024-25. Real GDP or GDP at Constant Prices in Q4 of FY 2025-26 is estimated at ₹87.77 lakh crore, against ₹81.40 lakh crore in Q4 of FY 2024-25, showing a growth rate of 7.8%. Nominal GDP or GDP at Current Prices in Q4 of FY 2025-26 is estimated at ₹94.65 lakh crore, against ₹86.75 lakh crore in Q4 of FY 2024-25, showing a growth rate of 9.1%.

### GDP Y-O-Y Growth Rate:

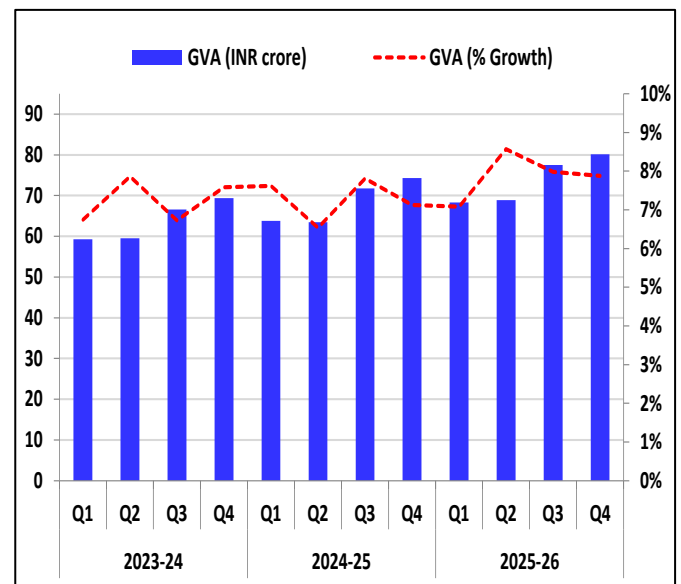
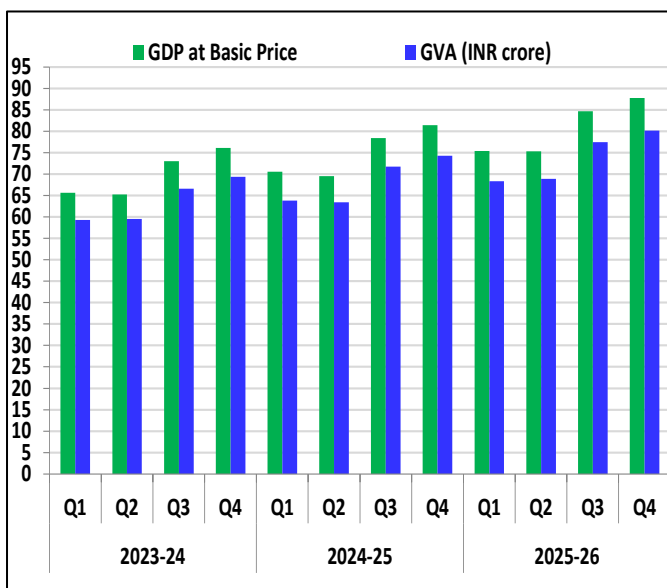
- 1) Agriculture, forestry & fishing stood at 3.6% in Q4FY26 compared to 3.8% in Q4FY25.
- 2) Mining and quarrying stood at 5.4% in Q4FY26 compared to 12.9% in Q4FY25.
- 3) Manufacturing stood at 7.3% in Q4FY26 compared to 11.8% in Q4FY25.
- 4) Electricity, gas, water supply and other public utilities stood at 4.1% compared to 2.1% in Q4FY25.
- 5) Construction segment stood at 8.4% in Q4FY26 compared to 8.0% in Q4FY25.
- 6) Trade, hotel, transport, communication increased by 12.5% compared to 6.3% in Q4FY25.
- 7) The financial, real estate and professional services sector rose by 10.4% compared to 8.8% in Q4FY25.
- 8) The public administration, defence and other services segment at 5.8% in Q4FY26 compared to 3.2% in Q4FY25.
- 9) Private Final Consumption Expenditure to GDP stood at 56.6% in Q4FY26 compared to 57.0% in Q4FY25.
- 10) Gross Fixed Capital Formation to GDP stood 31.8% during the Q4FY26.
- 11) Government Final Consumption Expenditure to GDP stood 8.7% for Q4FY26.

### GDP Growth

### GVA at Basic Price with Base 2022-23 (INR Tn)

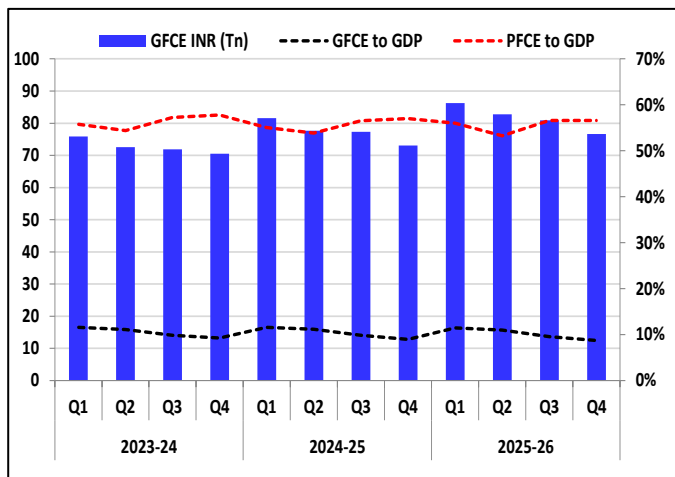
#### GDP Growth, GVA Growth

#### GVA Growth



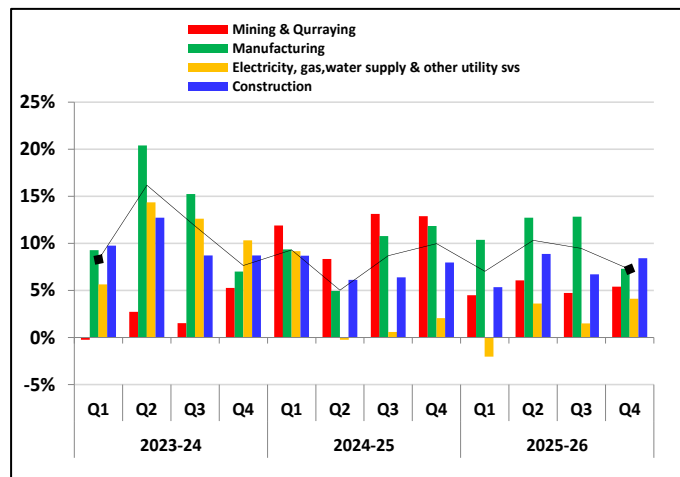
## PFCE & GFCE - Final Consumption

(as % to GDP)



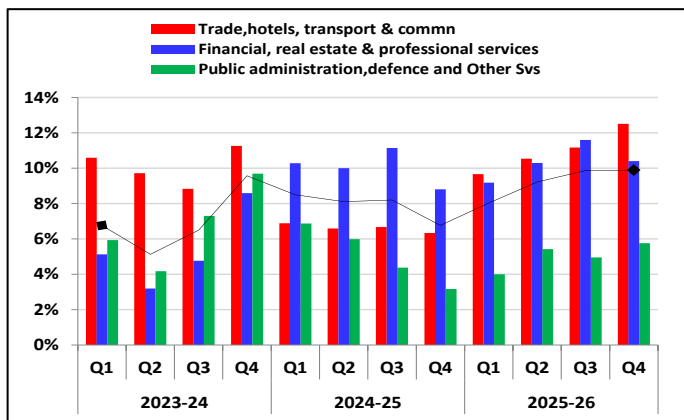
## Industry Sector Growth

Mining, Manufacturing, Electricity, Construction



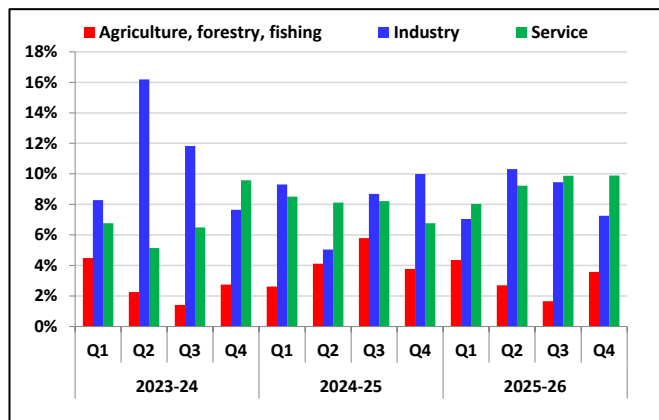
## PFCE & GFCE - Final Consumption

Trade, Finance, Others



## Industry Sector Growth

Agriculture, Industry, Service



Y-O-Y Growth (%)	Q2FY25	Q3FY25	Q4FY25	Q1FY26	Q2FY26	Q3FY26	Q4FY26
GVA (INR crore)	6345173	7176711	7432142	6834723	6889183	7749497	8017685
GVA (% Growth)	6.54%	7.81%	7.12%	7.09%	8.57%	7.998%	7.88%
GDP (% Growth)	6.59%	7.36%	6.98%	6.82%	8.35%	7.96%	7.83%
Sectoral Growth Rates							
Agriculture, forestry, fishing	4.11%	5.79%	3.77%	4.36%	2.69%	1.66%	3.58%
Mining & Quarrying	8.35%	13.12%	12.89%	4.49%	6.07%	4.73%	5.40%
Manufacturing	4.93%	10.78%	11.84%	10.38%	12.72%	12.84%	7.29%
Electricity, gas, water supply & other utility services	-0.23%	0.58%	2.06%	-2.05%	3.60%	1.49%	4.11%
Construction	6.13%	6.40%	7.98%	5.35%	8.89%	6.70%	8.43%
Trade, hotels, transport & communication & services	6.59%	6.67%	6.33%	9.67%	10.54%	11.17%	12.52%
Financial, real estate & professional services	10.00%	11.14%	8.81%	9.18%	10.31%	11.60%	10.41%
Public Administration, defence and Other Services	5.99%	4.38%	3.16%	4.00%	5.42%	4.95%	5.75%

Disclaimer: The information contained in this report has been obtained from sources considered to be authentic and reliable. However, RNB Corporate Services Pvt. Ltd. is not responsible for any error or inaccuracy or for any losses suffered on account of this information. Mutual Fund investments are subject to market risks, read all scheme related documents carefully. RNB Corporate Services Pvt Ltd AMFI Registration No. ARN-173108 & APMI Registration No. APRN02053