

India's economy stood at 7.4% in the Jan- Mar 2024-2025 as against 8.4 percent in Jan- Mar 2023-24. Real GDP or GDP at Constant Prices in Q4 of FY 2024-25 is estimated at ₹51.35 lakh crore, against ₹47.82 lakh crore in Q4 of FY 2023-24, registering a growth rate of 7.4%. Nominal GDP or GDP at Current Prices in Q4 of FY 2024-25 is estimated at ₹88.18 lakh crore, against ₹79.61 lakh crore in Q4 of 2023-24, showing a growth rate of 10.8%.

GDP Y-O-Y Growth Rate:

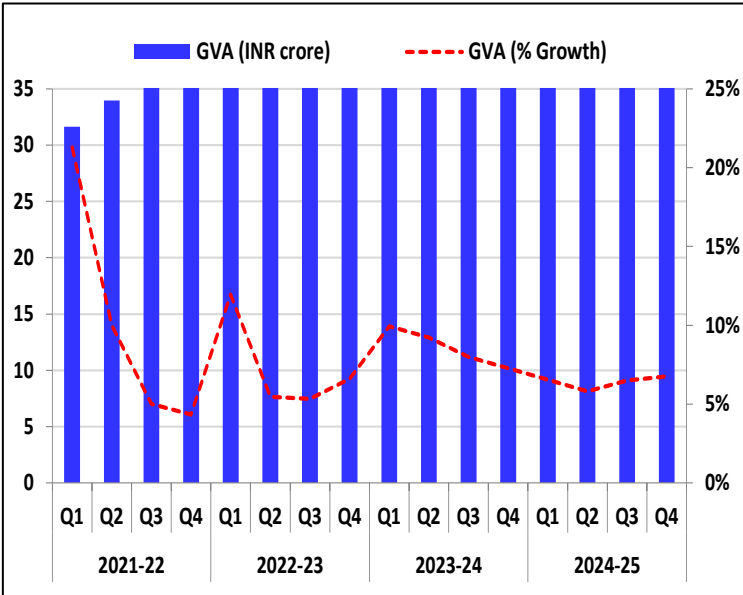
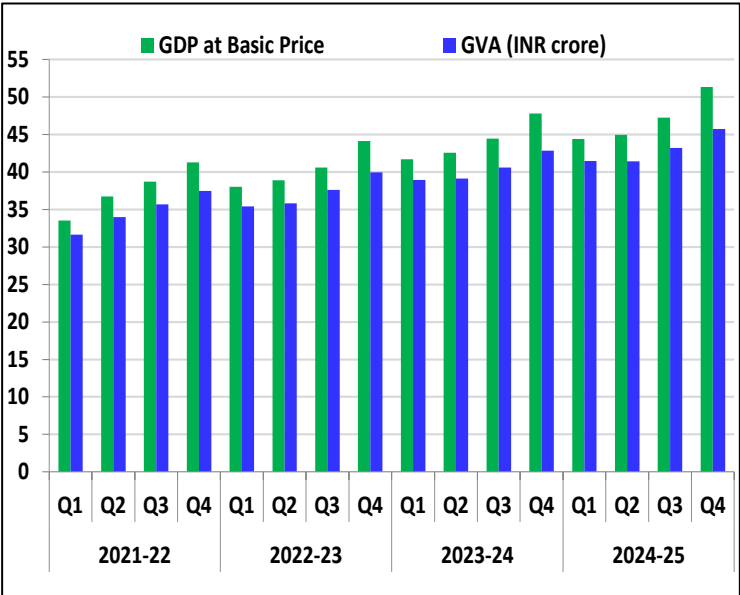
- 1) Agriculture, forestry & fishing stood at 5.4% in Q4FY25 compared to 0.9% in Q4FY24.
- 2) Mining and quarrying stood at 2.5% in Q4FY25 compared to 0.8% in Q4FY24.
- 3) Manufacturing stood at 4.8% in Q4FY25 compared to 11.3% in Q4FY24.
- 4) Electricity, gas, water supply and other public utilities stood at 5.4% compared to 8.8% in Q4FY24.
- 5) Construction segment stood at 10.8% in Q4FY25 compared to 8.7% in Q4FY24.
- 6) Trade, hotel, transport, communication decreased by 6.0% compared to 6.2% in Q4FY24.
- 7) The financial, real estate and professional services sector fall by 7.8% compared to 9.0% in Q4FY24.
- 8) The public administration, defence and other services segment remained at 8.7% in Q4FY25 compared to 8.7% in Q4FY24.
- 9) Private Final Consumption Expenditure stood at 53% in Q4FY25 compared to 53.7% in Q4FY24.
- 10) Gross Fixed Capital Formation stood 33.9% during the Q4FY25.
- 11) Government Final Consumption Expenditure stood 9.9% for Q4FY25.

GDP Growth

GVA at Basic Price with Base 2011-12 (INR Tn)

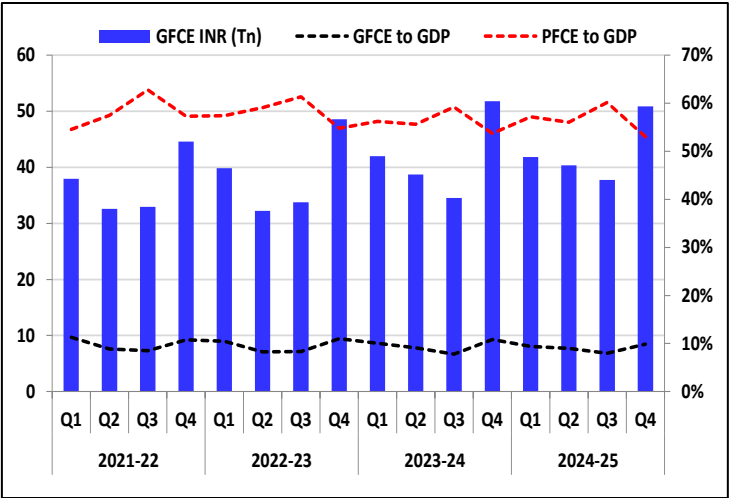
GDP Growth, GVA Growth

GVA Growth



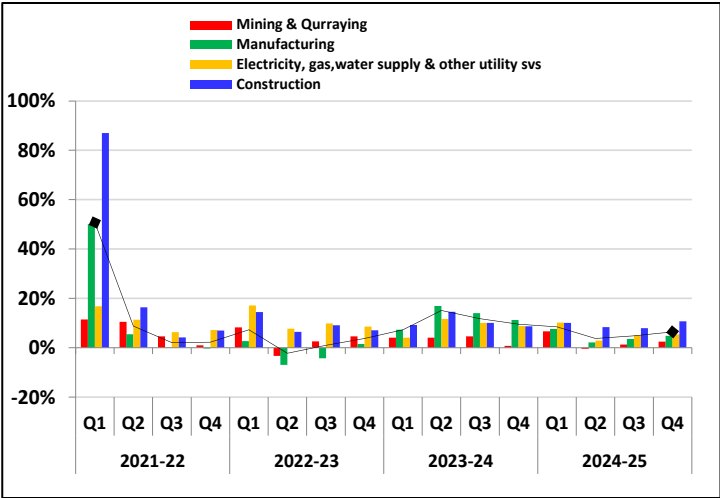
PFCE & GFCE - Final Consumption

(as % to GDP)



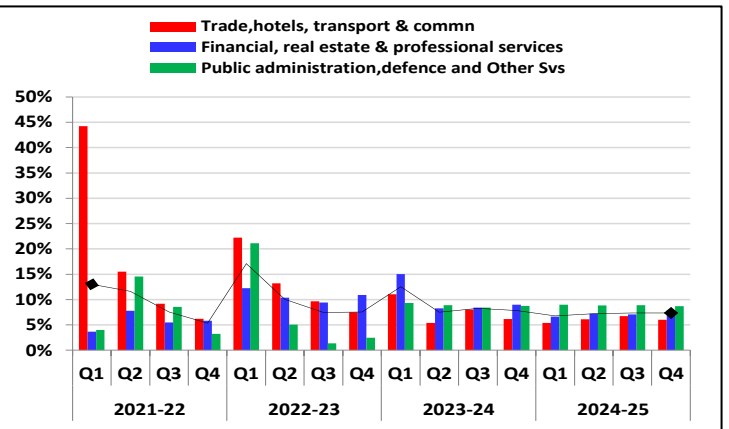
Industry Sector Growth

Mining, Manufacturing, Electricity, Construction



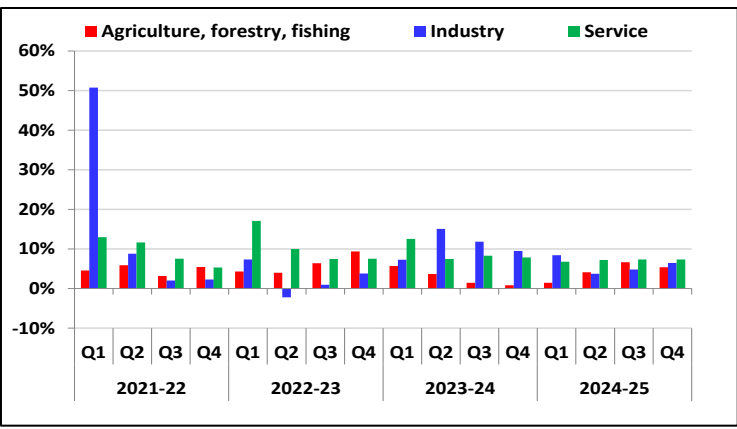
PFCE & GFCE - Final Consumption

Trade, Finance, Others



Industry Sector Growth

Agriculture, Industry, Service



Y-O-Y Growth (%)	Q2FY24	Q3FY24	Q4FY24	Q1FY25	Q2FY25	Q3FY25	Q4FY25
GVA (INR crore)	3913191	4059877	4285957	4147331	4140606	4323486	4576024
GVA (% Growth)	9.22%	8.00%	7.27%	6.55%	5.81%	6.49%	6.77%
GDP (% Growth)	9.34%	9.51%	8.35%	6.51%	5.61%	6.37%	7.38%
Sectoral Growth Rates							
Agriculture, forestry, fishing	3.69%	1.46%	0.86%	1.46%	4.11%	6.64%	5.37%
Mining & Quarrying	4.08%	4.66%	0.80%	6.65%	-0.44%	1.27%	2.54%
Manufacturing	16.97%	14.01%	11.27%	7.59%	2.16%	3.61%	4.85%
Electricity, gas, water supply & other utility services	11.73%	10.13%	8.81%	10.16%	2.95%	5.08%	5.41%
Construction	14.58%	10.05%	8.66%	10.10%	8.37%	7.91%	10.77%
Trade, hotels, transport & communication & services	5.40%	8.05%	6.18%	5.40%	6.10%	6.72%	6.03%
Financial, real estate & professional services	8.29%	8.42%	9.00%	6.64%	7.23%	7.08%	7.83%
Public Administration, defence and Other Services	8.90%	8.42%	8.75%	9.01%	8.86%	8.87%	8.71%

Disclaimer: The information contained in this report has been obtained from sources considered to be authentic and reliable. However, RNB Corporate Services Pvt. Ltd. is not responsible for any error or inaccuracy or for any losses suffered on account of this information. Mutual Fund investments are subject to market risks, read all scheme related documents carefully