

India's economy stood at 7.8% in the Jan-March 2023-2024 as against 6.2 percent in Jan-March 2022. Real GDP or GDP at Constant Prices in Q4 of 2023-24 is estimated at ₹47.24 lakh crore, against ₹43.84 lakh crore in Q4 of 2022-23, showing a growth rate of 7.8%. Nominal GDP or GDP at Current Prices in Q4 of 2023-24 is estimated at ₹78.28 lakh crore, against ₹71.23 lakh crore in Q4 of 2022-23, showing a growth rate of 9.9%.

GDP Y-O-Y Growth Rate:

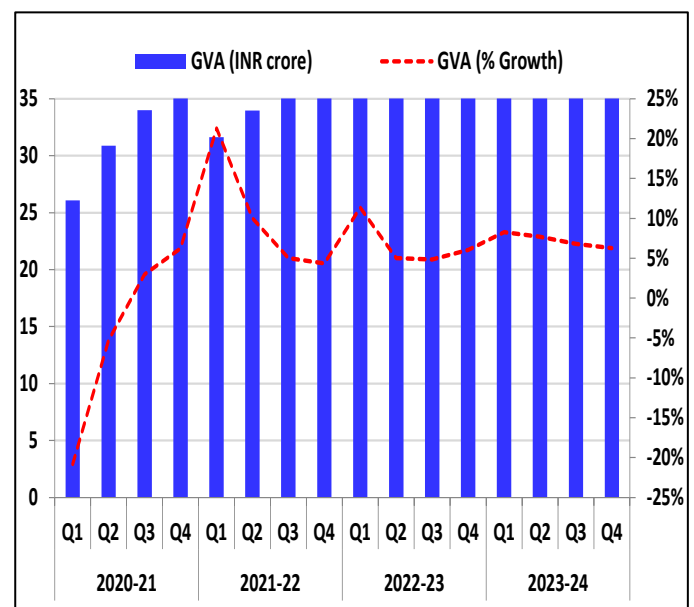
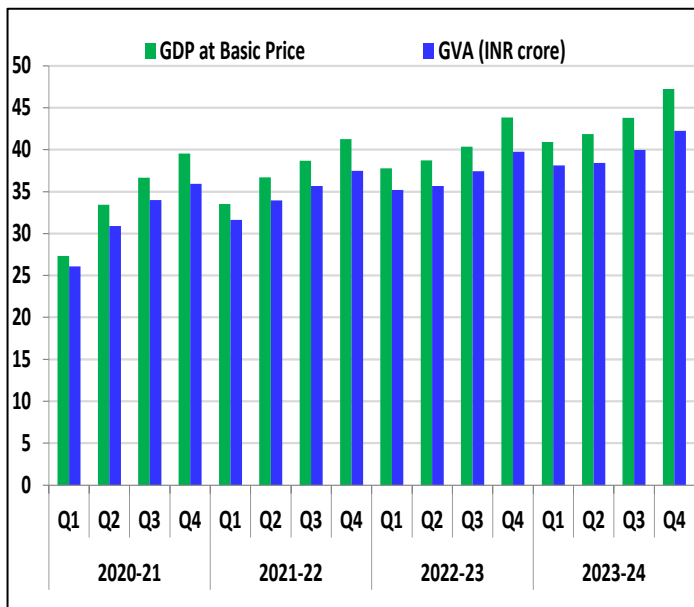
- 1) Agriculture, forestry & fishing stood at 0.6% in Q4FY24 compared to 7.6% in Q4FY23.
- 2) Mining and quarrying stood at 4.3% in Q4FY24 compared to 2.9% in Q4FY23.
- 3) Manufacturing grew at 8.9% in Q4FY24 compared to 1.0% in Q4FY23.
- 4) Electricity, gas, water supply and other public utilities stood at 7.7% compared to 7.3% in Q4FY23.
- 5) Construction segment stood at 8.7% in Q4FY24 compared to 7.4% in Q4FY23.
- 6) Trade, hotel, transport, communication declined by 5.1% compared to 7.0% in Q4FY23.
- 7) The financial, real estate and professional services sector fell 7.6% compared to 9.2% in Q4FY23.
- 8) The public administration, defence and other services segment grew at 7.8% in Q4FY24 compared to 4.7% in Q4FY23.
- 9) Private Final Consumption Expenditure stood at 52.9% in Q4FY24 compared to 54.8% in Q4FY23.
- 10) Gross Fixed Capital Formation stood 33.2% during the Q4FY24.
- 11) Government Final Consumption Expenditure stood 10.8% for Q4FY24.

GDP Growth

GVA at Basic Price with Base 2011-12 (INR Tn)

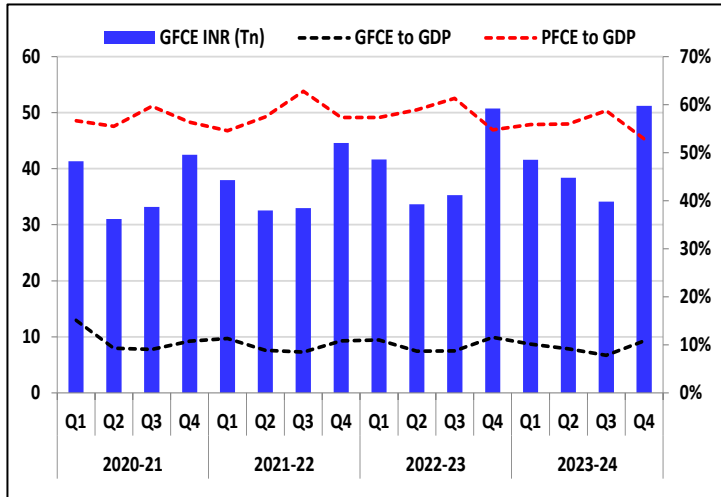
GDP Growth, GVA Growth

GVA Growth



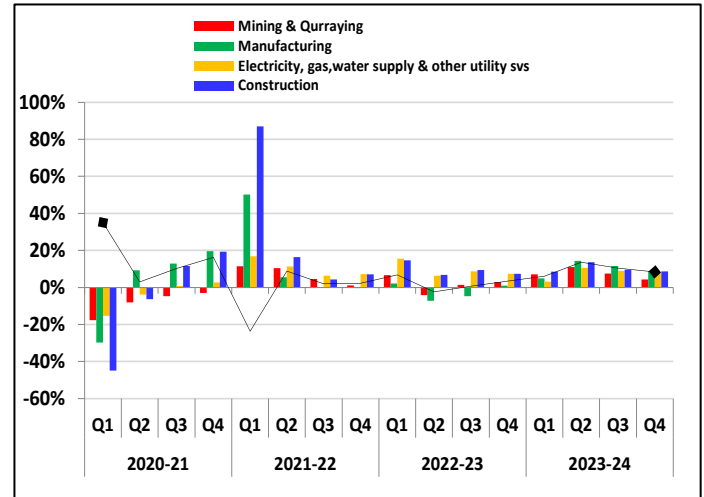
PFCE & GFCE - Final Consumption

(as % to GDP)



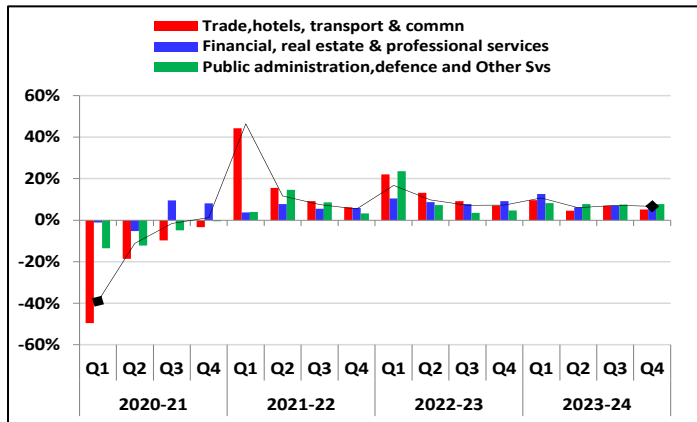
Industry Sector Growth

Mining, Manufacturing, Electricity, Construction



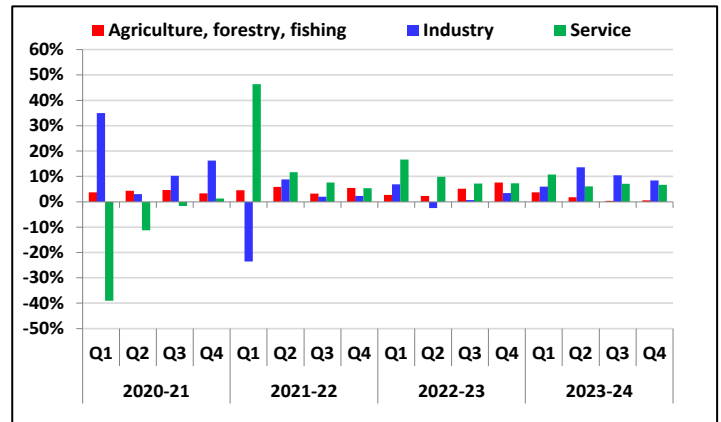
PFCE & GFCE - Final Consumption

Trade, Finance, Others



Industry Sector Growth

Agriculture, Industry, Service



Y-O-Y Growth (%)	Q2FY23	Q3FY23	Q4FY23	Q1FY24	Q2FY24	Q3FY24	Q4FY24
GVA (INR crore)	3568105	3741633	3974137	3811997	3842473	3995825	4223455
GVA (% Growth)	5.04%	4.83%	6.03%	8.26%	7.69%	6.79%	6.27%
GDP (% Growth)	5.46%	4.26%	6.18%	8.24%	8.08%	8.57%	7.76%
Sectoral Growth Rates							
Agriculture, forestry, fishing	2.27%	5.19%	7.64%	3.74%	1.74%	0.40%	0.57%
Mining & Quarrying	-4.13%	1.37%	2.87%	7.05%	11.07%	7.50%	4.25%
Manufacturing	-7.19%	-4.78%	0.95%	4.95%	14.30%	11.54%	8.94%
Electricity, gas, water supply & other utility services	6.41%	8.65%	7.30%	3.17%	10.53%	8.97%	7.69%
Construction	6.85%	9.47%	7.41%	8.57%	13.55%	9.58%	8.70%
Trade, hotels, transport & communication & services	13.20%	9.17%	6.97%	9.69%	4.51%	6.95%	5.13%
Financial, real estate & professional services	8.71%	7.69%	9.18%	12.61%	6.24%	6.98%	7.58%
Public Administration, defence and Other Services	7.30%	3.52%	4.66%	8.25%	7.75%	7.51%	7.77%

Disclaimer: The information contained in this report has been obtained from sources considered to be authentic and reliable. However, RNB Corporate Services Pvt. Ltd. is not responsible for any error or inaccuracy or for any losses suffered on account of this information. Mutual Fund investments are subject to market risks, read all scheme related documents carefully